

Universidad Tecnológica de Chihuahua
Chihuahua

Analítico Mensual de Egresos Pagados por Fuente de Financiamiento al 31/jul/2020
(Cuentas con Movimientos)
(Cifras en pesos y centavos)

Fecha y 17/ago/2020
hora de Impresión 02:06 p.m.

to del Gasto	Presupuesto Vigente	Ene	Feb	Mar	Abr	May	Jun	Jul	Ago	Sep	Oct	Nov	Dic	Total	Diferencia (Vigente - Total)
119020 Contraparte Estatal a Reasignaciones de Recursos Federales Ordinarias Secretaria de Educación Pública															
SERVICIOS PERSONALES	\$50,942,082.10	\$4,665,270.85	\$3,357,583.98	\$3,366,079.15	\$6,881,771.37	\$4,596,498.55	\$4,922,963.93	\$5,095,378.47	\$0.00	\$0.00	\$0.00	\$0.00	\$0.00	\$32,885,546.30	\$18,056,535.80
REMUNERACIONES AL PERSONAL DE C	\$32,527,398.12	\$2,913,925.79	\$3,028,374.80	\$3,032,358.01	\$2,971,385.06	\$2,881,477.48	\$2,921,254.02	\$2,922,763.64	\$0.00	\$0.00	\$0.00	\$0.00	\$0.00	\$20,671,538.80	\$11,855,859.32
Sueldos base al personal permanente	\$32,527,398.12	\$2,913,925.79	\$3,028,374.80	\$3,032,358.01	\$2,971,385.06	\$2,881,477.48	\$2,921,254.02	\$2,922,763.64	\$0.00	\$0.00	\$0.00	\$0.00	\$0.00	\$20,671,538.80	\$11,855,859.32
Sueldos base al personal permanente	\$32,527,398.12	\$2,913,925.79	\$3,028,374.80	\$3,032,358.01	\$2,971,385.06	\$2,881,477.48	\$2,921,254.02	\$2,922,763.64	\$0.00	\$0.00	\$0.00	\$0.00	\$0.00	\$20,671,538.80	\$11,855,859.32
REMUNERACIONES AL PERSONAL DE C	\$61,524.34	\$4,761.84	\$5,246.08	\$8,070.88	\$8,407.16	\$8,595.48	\$8,877.95	\$6,860.22	\$0.00	\$0.00	\$0.00	\$0.00	\$0.00	\$50,819.61	\$10,704.73
Honorarios asimilables a salarios	\$61,524.34	\$4,761.84	\$5,246.08	\$8,070.88	\$8,407.16	\$8,595.48	\$8,877.95	\$6,860.22	\$0.00	\$0.00	\$0.00	\$0.00	\$0.00	\$50,819.61	\$10,704.73
Honorarios asimilables a salarios	\$61,524.34	\$4,761.84	\$5,246.08	\$8,070.88	\$8,407.16	\$8,595.48	\$8,877.95	\$6,860.22	\$0.00	\$0.00	\$0.00	\$0.00	\$0.00	\$50,819.61	\$10,704.73
REMUNERACIONES ADICIONALES Y ESF	\$4,973,930.80	\$596,100.28	\$0.00	\$0.00	\$1,849,766.09	\$586,322.59	\$593,894.60	\$595,331.25	\$0.00	\$0.00	\$0.00	\$0.00	\$0.00	\$4,221,414.81	\$752,515.99
Primas de vacaciones, dominical y gratifica	\$4,973,930.80	\$596,100.28	\$0.00	\$0.00	\$1,849,766.09	\$586,322.59	\$593,894.60	\$595,331.25	\$0.00	\$0.00	\$0.00	\$0.00	\$0.00	\$4,221,414.81	\$752,515.99
Primas de vacaciones, dominical y gratifica	\$4,973,930.80	\$596,100.28	\$0.00	\$0.00	\$1,849,766.09	\$586,322.59	\$593,894.60	\$595,331.25	\$0.00	\$0.00	\$0.00	\$0.00	\$0.00	\$4,221,414.81	\$752,515.99
SEGURIDAD SOCIAL	\$8,024,533.62	\$556,155.41	\$0.00	\$0.00	\$1,736,016.29	\$548,197.18	\$555,422.67	\$556,793.58	\$0.00	\$0.00	\$0.00	\$0.00	\$0.00	\$3,952,585.13	\$4,071,948.49
Aportaciones de seguridad social	\$3,859,467.21	\$362,901.92	\$0.00	\$0.00	\$1,132,783.93	\$357,709.10	\$362,423.94	\$363,318.49	\$0.00	\$0.00	\$0.00	\$0.00	\$0.00	\$2,579,137.38	\$1,280,329.83
Aportaciones de seguridad social	\$3,859,467.21	\$362,901.92	\$0.00	\$0.00	\$1,132,783.93	\$357,709.10	\$362,423.94	\$363,318.49	\$0.00	\$0.00	\$0.00	\$0.00	\$0.00	\$2,579,137.38	\$1,280,329.83
Aportaciones a fondos de vivienda	\$2,390,218.65	\$138,038.19	\$0.00	\$0.00	\$430,880.23	\$136,062.90	\$137,856.23	\$138,196.49	\$0.00	\$0.00	\$0.00	\$0.00	\$0.00	\$981,034.04	\$1,409,184.61
Aportaciones a fondos de vivienda	\$2,390,218.65	\$138,038.19	\$0.00	\$0.00	\$430,880.23	\$136,062.90	\$137,856.23	\$138,196.49	\$0.00	\$0.00	\$0.00	\$0.00	\$0.00	\$981,034.04	\$1,409,184.61
Aportaciones al sistema para el retiro	\$1,774,847.76	\$55,215.30	\$0.00	\$0.00	\$172,352.13	\$54,425.18	\$55,142.50	\$55,278.60	\$0.00	\$0.00	\$0.00	\$0.00	\$0.00	\$392,413.71	\$1,382,434.05
Aportaciones al sistema para el retiro	\$1,774,847.76	\$55,215.30	\$0.00	\$0.00	\$172,352.13	\$54,425.18	\$55,142.50	\$55,278.60	\$0.00	\$0.00	\$0.00	\$0.00	\$0.00	\$392,413.71	\$1,382,434.05
OTRAS PRESTACIONES SOCIALES Y ECI	\$5,354,695.22	\$594,327.53	\$323,963.10	\$325,650.26	\$316,196.77	\$571,905.82	\$843,514.69	\$1,013,629.78	\$0.00	\$0.00	\$0.00	\$0.00	\$0.00	\$3,989,187.95	\$1,365,507.27
Cuotas para el fondo de ahorro y fondo de t	\$710,581.00	\$0.00	\$1,355.52	\$3,128.12	\$0.00	\$403.56	\$2,029.58	\$702,759.48	\$0.00	\$0.00	\$0.00	\$0.00	\$0.00	\$709,676.26	\$904.74
Cuotas para el fondo de ahorro y fondo de t	\$710,581.00	\$0.00	\$1,355.52	\$3,128.12	\$0.00	\$403.56	\$2,029.58	\$702,759.48	\$0.00	\$0.00	\$0.00	\$0.00	\$0.00	\$709,676.26	\$904.74
Indemnizaciones	\$558,924.50	\$25,572.19	\$0.00	\$0.00	\$0.00	\$0.00	\$531,832.31	\$0.00	\$0.00	\$0.00	\$0.00	\$0.00	\$0.00	\$557,404.50	\$1,520.00
Indemnizaciones	\$558,924.50	\$25,572.19	\$0.00	\$0.00	\$0.00	\$0.00	\$531,832.31	\$0.00	\$0.00	\$0.00	\$0.00	\$0.00	\$0.00	\$557,404.50	\$1,520.00
Prestaciones contractuales	\$4,071,418.86	\$568,755.34	\$322,607.58	\$322,522.14	\$316,196.77	\$571,502.26	\$309,652.80	\$310,870.30	\$0.00	\$0.00	\$0.00	\$0.00	\$0.00	\$2,722,107.19	\$1,349,311.67
Prestaciones contractuales	\$4,071,418.86	\$568,755.34	\$322,607.58	\$322,522.14	\$316,196.77	\$571,502.26	\$309,652.80	\$310,870.30	\$0.00	\$0.00	\$0.00	\$0.00	\$0.00	\$2,722,107.19	\$1,349,311.67
Otras prestaciones sociales y económicas	\$13,770.86	\$0.00	\$0.00	\$0.00	\$0.00	\$0.00	\$0.00	\$0.00	\$0.00	\$0.00	\$0.00	\$0.00	\$0.00	\$0.00	\$13,770.86
Otras prestaciones sociales y económicas	\$13,770.86	\$0.00	\$0.00	\$0.00	\$0.00	\$0.00	\$0.00	\$0.00	\$0.00	\$0.00	\$0.00	\$0.00	\$0.00	\$0.00	\$13,770.86
SERVICIOS GENERALES	\$2,004,342.00	\$0.00	\$0.00	\$0.00	\$0.00	\$0.00	\$0.00	\$0.00	\$0.00	\$0.00	\$0.00	\$0.00	\$0.00	\$0.00	\$2,004,342.00
OTROS SERVICIOS GENERALES	\$2,004,342.00	\$0.00	\$0.00	\$0.00	\$0.00	\$0.00	\$0.00	\$0.00	\$0.00	\$0.00	\$0.00	\$0.00	\$0.00	\$0.00	\$2,004,342.00
Impuesto sobre nóminas y otros que se der	\$2,004,342.00	\$0.00	\$0.00	\$0.00	\$0.00	\$0.00	\$0.00	\$0.00	\$0.00	\$0.00	\$0.00	\$0.00	\$0.00	\$0.00	\$2,004,342.00
Impuesto sobre nóminas y otros que se der	\$2,004,342.00	\$0.00	\$0.00	\$0.00	\$0.00	\$0.00	\$0.00	\$0.00	\$0.00	\$0.00	\$0.00	\$0.00	\$0.00	\$0.00	\$2,004,342.00
Contraparte Estatal a Reasignaciones	\$52,946,424.10	\$4,665,270.85	\$3,357,583.98	\$3,366,079.15	\$6,881,771.37	\$4,596,498.55	\$4,922,963.93	\$5,095,378.47	\$0.00	\$0.00	\$0.00	\$0.00	\$0.00	\$32,885,546.30	\$20,060,877.80

149819 RECURSOS PROPIOS 2019															
SERVICIOS PERSONALES	\$161,659.88	\$74,692.59	\$25,541.70	\$32,347.71	\$11,434.54	\$17,643.34	\$0.00	\$0.00	\$0.00	\$0.00	\$0.00	\$0.00	\$0.00	\$161,659.88	\$0.00
REMUNERACIONES AL PERSONAL DE C	\$3,551.14	\$1,936.99	\$0.00	\$1,614.15	\$0.00	\$0.00	\$0.00	\$0.00	\$0.00	\$0.00	\$0.00	\$0.00	\$0.00	\$3,551.14	\$0.00
Honorarios asimilables a salarios	\$3,551.14	\$1,936.99	\$0.00	\$1,614.15	\$0.00	\$0.00	\$0.00	\$0.00	\$0.00	\$0.00	\$0.00	\$0.00	\$0.00	\$3,551.14	\$0.00



Universidad Tecnológica de Chihuahua
Chihuahua

Analítico Mensual de Egresos Pagados por Fuente de Financiamiento al 31/jul/2020

(Cuentas con Movimientos)

(Cifras en pesos y centavos)

Fecha y 17/ago/2020

hora de Impresión 02:06 p.m.

pervisor

tAnalíticoPresupuestoEgresos_FF

to del Gasto	Presupuesto Vigente	Ene	Feb	Mar	Abr	May	Jun	Jul	Ago	Sep	Oct	Nov	Dic	Total	Diferencia (Vigente - Total)
Honorarios asimilables a salarios	\$3,551.14	\$1,936.99	\$0.00	\$1,614.15	\$0.00	\$0.00	\$0.00	\$0.00	\$0.00	\$0.00	\$0.00	\$0.00	\$0.00	\$3,551.14	\$0.00
OTRAS PRESTACIONES SOCIALES Y EC	\$158,108.74	\$72,755.60	\$25,541.70	\$30,733.56	\$11,434.54	\$17,643.34	\$0.00	\$0.00	\$0.00	\$0.00	\$0.00	\$0.00	\$0.00	\$158,108.74	\$0.00
Prestaciones contractuales	\$70,755.60	\$70,755.60	\$0.00	\$0.00	\$0.00	\$0.00	\$0.00	\$0.00	\$0.00	\$0.00	\$0.00	\$0.00	\$0.00	\$70,755.60	\$0.00
Prestaciones contractuales	\$70,755.60	\$70,755.60	\$0.00	\$0.00	\$0.00	\$0.00	\$0.00	\$0.00	\$0.00	\$0.00	\$0.00	\$0.00	\$0.00	\$70,755.60	\$0.00
Otras prestaciones sociales y económicas	\$87,353.14	\$2,000.00	\$25,541.70	\$30,733.56	\$11,434.54	\$17,643.34	\$0.00	\$0.00	\$0.00	\$0.00	\$0.00	\$0.00	\$0.00	\$87,353.14	\$0.00
Otras prestaciones sociales y económicas	\$87,353.14	\$2,000.00	\$25,541.70	\$30,733.56	\$11,434.54	\$17,643.34	\$0.00	\$0.00	\$0.00	\$0.00	\$0.00	\$0.00	\$0.00	\$87,353.14	\$0.00
MATERIALES Y SUMINISTROS	\$629,124.94	\$40,002.89	\$98,384.02	\$364,920.99	\$37,200.87	\$735.30	\$19,203.29	\$1,470.88	\$0.00	\$0.00	\$0.00	\$0.00	\$0.00	\$561,918.24	\$67,206.70
MATERIALES DE ADMINISTRACIÓN, EMI	\$148,759.94	\$11,490.93	\$14,364.87	\$89,419.11	\$928.00	\$0.00	\$14,816.10	\$1,470.88	\$0.00	\$0.00	\$0.00	\$0.00	\$0.00	\$132,489.89	\$16,270.05
Materiales, útiles y equipos menores de ofic	\$64,940.94	\$5,063.59	\$768.42	\$45,853.03	\$928.00	\$0.00	\$5,402.70	\$0.00	\$0.00	\$0.00	\$0.00	\$0.00	\$0.00	\$58,015.74	\$6,925.20
Materiales, útiles y equipos menores de ofic	\$64,940.94	\$5,063.59	\$768.42	\$45,853.03	\$928.00	\$0.00	\$5,402.70	\$0.00	\$0.00	\$0.00	\$0.00	\$0.00	\$0.00	\$58,015.74	\$6,925.20
Materiales y útiles de impresión y reproduc	\$670.48	\$0.00	\$0.00	\$0.00	\$0.00	\$0.00	\$0.00	\$0.00	\$0.00	\$0.00	\$0.00	\$0.00	\$0.00	\$0.00	\$670.48
Materiales y útiles de impresión y reproduc	\$670.48	\$0.00	\$0.00	\$0.00	\$0.00	\$0.00	\$0.00	\$0.00	\$0.00	\$0.00	\$0.00	\$0.00	\$0.00	\$0.00	\$670.48
Materiales, útiles y equipos menores de tex	\$13,868.63	\$615.07	\$406.00	\$5,042.52	\$0.00	\$0.00	\$6,507.60	\$0.00	\$0.00	\$0.00	\$0.00	\$0.00	\$0.00	\$12,571.19	\$1,297.44
Materiales, útiles y equipos menores de tex	\$13,868.63	\$615.07	\$406.00	\$5,042.52	\$0.00	\$0.00	\$6,507.60	\$0.00	\$0.00	\$0.00	\$0.00	\$0.00	\$0.00	\$12,571.19	\$1,297.44
Material impreso e información digital	\$1,900.00	\$1,900.00	\$0.00	\$0.00	\$0.00	\$0.00	\$0.00	\$0.00	\$0.00	\$0.00	\$0.00	\$0.00	\$0.00	\$1,900.00	\$0.00
Material impreso e información digital	\$1,900.00	\$1,900.00	\$0.00	\$0.00	\$0.00	\$0.00	\$0.00	\$0.00	\$0.00	\$0.00	\$0.00	\$0.00	\$0.00	\$1,900.00	\$0.00
Material de limpieza	\$38,677.62	\$0.00	\$3,028.06	\$35,649.56	\$0.00	\$0.00	\$0.00	\$0.00	\$0.00	\$0.00	\$0.00	\$0.00	\$0.00	\$38,677.62	\$0.00
Material de limpieza	\$38,677.62	\$0.00	\$3,028.06	\$35,649.56	\$0.00	\$0.00	\$0.00	\$0.00	\$0.00	\$0.00	\$0.00	\$0.00	\$0.00	\$38,677.62	\$0.00
Materiales y útiles de enseñanza	\$28,702.27	\$3,912.27	\$10,162.39	\$2,874.00	\$0.00	\$0.00	\$2,905.80	\$1,470.88	\$0.00	\$0.00	\$0.00	\$0.00	\$0.00	\$21,325.34	\$7,376.93
Materiales y útiles de enseñanza	\$28,702.27	\$3,912.27	\$10,162.39	\$2,874.00	\$0.00	\$0.00	\$2,905.80	\$1,470.88	\$0.00	\$0.00	\$0.00	\$0.00	\$0.00	\$21,325.34	\$7,376.93
ALIMENTOS Y UTENSILIOS	\$23,216.36	\$2,552.20	\$13,114.73	\$792.04	\$0.00	\$315.52	\$0.00	\$0.00	\$0.00	\$0.00	\$0.00	\$0.00	\$0.00	\$16,774.49	\$6,441.87
Productos alimenticios para personas	\$23,216.36	\$2,552.20	\$13,114.73	\$792.04	\$0.00	\$315.52	\$0.00	\$0.00	\$0.00	\$0.00	\$0.00	\$0.00	\$0.00	\$16,774.49	\$6,441.87
Productos alimenticios para personas	\$23,216.36	\$2,552.20	\$13,114.73	\$792.04	\$0.00	\$315.52	\$0.00	\$0.00	\$0.00	\$0.00	\$0.00	\$0.00	\$0.00	\$16,774.49	\$6,441.87
MATERIALES Y ARTÍCULOS DE CONSTR	\$332,198.68	\$998.17	\$33,331.44	\$246,676.33	\$32,506.91	\$0.00	\$4,189.99	\$0.00	\$0.00	\$0.00	\$0.00	\$0.00	\$0.00	\$317,702.84	\$14,495.84
Material eléctrico y electrónico	\$57,551.75	\$0.00	\$6,031.16	\$13,901.49	\$32,506.91	\$0.00	\$4,189.99	\$0.00	\$0.00	\$0.00	\$0.00	\$0.00	\$0.00	\$56,629.55	\$922.20
Material eléctrico y electrónico	\$57,551.75	\$0.00	\$6,031.16	\$13,901.49	\$32,506.91	\$0.00	\$4,189.99	\$0.00	\$0.00	\$0.00	\$0.00	\$0.00	\$0.00	\$56,629.55	\$922.20
Artículos metálicos para la construcción	\$19,255.63	\$0.00	\$1,978.07	\$14,981.11	\$0.00	\$0.00	\$0.00	\$0.00	\$0.00	\$0.00	\$0.00	\$0.00	\$0.00	\$16,959.18	\$2,296.45
Artículos metálicos para la construcción	\$19,255.63	\$0.00	\$1,978.07	\$14,981.11	\$0.00	\$0.00	\$0.00	\$0.00	\$0.00	\$0.00	\$0.00	\$0.00	\$0.00	\$16,959.18	\$2,296.45
Materiales complementarios	\$194,228.14	\$0.00	\$0.00	\$194,228.14	\$0.00	\$0.00	\$0.00	\$0.00	\$0.00	\$0.00	\$0.00	\$0.00	\$0.00	\$194,228.14	\$0.00
Materiales complementarios	\$194,228.14	\$0.00	\$0.00	\$194,228.14	\$0.00	\$0.00	\$0.00	\$0.00	\$0.00	\$0.00	\$0.00	\$0.00	\$0.00	\$194,228.14	\$0.00
Otros materiales y artículos de construcció	\$61,163.16	\$998.17	\$25,322.21	\$23,565.59	\$0.00	\$0.00	\$0.00	\$0.00	\$0.00	\$0.00	\$0.00	\$0.00	\$0.00	\$49,885.97	\$11,277.19
Otros materiales y artículos de construcció	\$61,163.16	\$998.17	\$25,322.21	\$23,565.59	\$0.00	\$0.00	\$0.00	\$0.00	\$0.00	\$0.00	\$0.00	\$0.00	\$0.00	\$49,885.97	\$11,277.19
COMBUSTIBLES, LUBRICANTES Y ADITIV	\$34,599.36	\$8,876.16	\$23,915.42	\$1,000.00	\$0.00	\$419.78	\$0.00	\$0.00	\$0.00	\$0.00	\$0.00	\$0.00	\$0.00	\$34,211.36	\$388.00
Combustibles, lubricantes y aditivos	\$34,599.36	\$8,876.16	\$23,915.42	\$1,000.00	\$0.00	\$419.78	\$0.00	\$0.00	\$0.00	\$0.00	\$0.00	\$0.00	\$0.00	\$34,211.36	\$388.00
Combustibles, lubricantes y aditivos	\$34,599.36	\$8,876.16	\$23,915.42	\$1,000.00	\$0.00	\$419.78	\$0.00	\$0.00	\$0.00	\$0.00	\$0.00	\$0.00	\$0.00	\$34,211.36	\$388.00
VESTUARIO, BLANCOS, PRENDAS DE PI	\$7,265.43	\$0.00	\$5,525.42	\$0.00	\$0.00	\$0.00	\$0.00	\$0.00	\$0.00	\$0.00	\$0.00	\$0.00	\$0.00	\$5,525.42	\$1,740.01
Vestuario y uniformes	\$1,740.00	\$0.00	\$0.00	\$0.00	\$0.00	\$0.00	\$0.00	\$0.00	\$0.00	\$0.00	\$0.00	\$0.00	\$0.00	\$0.00	\$1,740.00
Vestuario y uniformes	\$1,740.00	\$0.00	\$0.00	\$0.00	\$0.00	\$0.00	\$0.00	\$0.00	\$0.00	\$0.00	\$0.00	\$0.00	\$0.00	\$0.00	\$1,740.00
Prendas de seguridad y protección persona	\$2,011.56	\$0.00	\$2,011.55	\$0.00	\$0.00	\$0.00	\$0.00	\$0.00	\$0.00	\$0.00	\$0.00	\$0.00	\$0.00	\$2,011.55	\$0.01
Prendas de seguridad y protección persona	\$2,011.56	\$0.00	\$2,011.55	\$0.00	\$0.00	\$0.00	\$0.00	\$0.00	\$0.00	\$0.00	\$0.00	\$0.00	\$0.00	\$2,011.55	\$0.01



pervisor
tAnalíticoPresupuestoEgresos_FF

Universidad Tecnológica de Chihuahua
Chihuahua

Analítico Mensual de Egresos Pagados por Fuente de Financiamiento al 31/jul/2020
(Cuentas con Movimientos)
(Cifras en pesos y centavos)

Fecha y 17/ago/2020
hora de Impresión 02:06 p.m.

to del Gasto	Presupuesto Vigente	Ene	Feb	Mar	Abr	May	Jun	Jul	Ago	Sep	Oct	Nov	Dic	Total	Diferencia (Vigente - Total)
Productos textiles	\$3,513.87	\$0.00	\$3,513.87	\$0.00	\$0.00	\$0.00	\$0.00	\$0.00	\$0.00	\$0.00	\$0.00	\$0.00	\$0.00	\$3,513.87	\$0.00
Productos textiles	\$3,513.87	\$0.00	\$3,513.87	\$0.00	\$0.00	\$0.00	\$0.00	\$0.00	\$0.00	\$0.00	\$0.00	\$0.00	\$0.00	\$3,513.87	\$0.00
HERRAMIENTAS, REFACCIONES Y ACCE	\$83,085.17	\$16,085.43	\$8,132.14	\$27,033.51	\$3,765.96	\$0.00	\$197.20	\$0.00	\$0.00	\$0.00	\$0.00	\$0.00	\$0.00	\$55,214.24	\$27,870.93
Herramientas menores	\$25,373.37	\$0.00	\$3,035.81	\$18,188.80	\$3,765.96	\$0.00	\$197.20	\$0.00	\$0.00	\$0.00	\$0.00	\$0.00	\$0.00	\$25,187.77	\$185.60
Herramientas menores	\$25,373.37	\$0.00	\$3,035.81	\$18,188.80	\$3,765.96	\$0.00	\$197.20	\$0.00	\$0.00	\$0.00	\$0.00	\$0.00	\$0.00	\$25,187.77	\$185.60
Refacciones y accesorios menores de edific	\$16,061.30	\$7,241.83	\$4,515.87	\$0.00	\$0.00	\$0.00	\$0.00	\$0.00	\$0.00	\$0.00	\$0.00	\$0.00	\$0.00	\$11,757.70	\$4,303.60
Refacciones y accesorios menores de edific	\$16,061.30	\$7,241.83	\$4,515.87	\$0.00	\$0.00	\$0.00	\$0.00	\$0.00	\$0.00	\$0.00	\$0.00	\$0.00	\$0.00	\$11,757.70	\$4,303.60
Refacciones y accesorios menores de mot	\$580.46	\$0.00	\$580.46	\$0.00	\$0.00	\$0.00	\$0.00	\$0.00	\$0.00	\$0.00	\$0.00	\$0.00	\$0.00	\$580.46	\$0.00
Refacciones y accesorios menores de mot	\$580.46	\$0.00	\$580.46	\$0.00	\$0.00	\$0.00	\$0.00	\$0.00	\$0.00	\$0.00	\$0.00	\$0.00	\$0.00	\$580.46	\$0.00
Refacciones y accesorios menores de equi	\$10,900.27	\$7,030.52	\$0.00	\$1,886.73	\$0.00	\$0.00	\$0.00	\$0.00	\$0.00	\$0.00	\$0.00	\$0.00	\$0.00	\$8,917.25	\$1,983.02
Refacciones y accesorios menores de equi	\$10,900.27	\$7,030.52	\$0.00	\$1,886.73	\$0.00	\$0.00	\$0.00	\$0.00	\$0.00	\$0.00	\$0.00	\$0.00	\$0.00	\$8,917.25	\$1,983.02
Refacciones y accesorios menores de equij	\$6,957.98	\$0.00	\$0.00	\$6,957.98	\$0.00	\$0.00	\$0.00	\$0.00	\$0.00	\$0.00	\$0.00	\$0.00	\$0.00	\$6,957.98	\$0.00
Refacciones y accesorios menores de equij	\$6,957.98	\$0.00	\$0.00	\$6,957.98	\$0.00	\$0.00	\$0.00	\$0.00	\$0.00	\$0.00	\$0.00	\$0.00	\$0.00	\$6,957.98	\$0.00
Refacciones y accesorios menores de maq	\$21,398.71	\$0.00	\$0.00	\$0.00	\$0.00	\$0.00	\$0.00	\$0.00	\$0.00	\$0.00	\$0.00	\$0.00	\$0.00	\$0.00	\$21,398.71
Refacciones y accesorios menores de maq	\$21,398.71	\$0.00	\$0.00	\$0.00	\$0.00	\$0.00	\$0.00	\$0.00	\$0.00	\$0.00	\$0.00	\$0.00	\$0.00	\$0.00	\$21,398.71
Refacciones y accesorios menores otros bi	\$1,813.08	\$1,813.08	\$0.00	\$0.00	\$0.00	\$0.00	\$0.00	\$0.00	\$0.00	\$0.00	\$0.00	\$0.00	\$0.00	\$1,813.08	\$0.00
Refacciones y accesorios menores otros bi	\$1,813.08	\$1,813.08	\$0.00	\$0.00	\$0.00	\$0.00	\$0.00	\$0.00	\$0.00	\$0.00	\$0.00	\$0.00	\$0.00	\$1,813.08	\$0.00
SERVICIOS GENERALES	\$6,783,205.34	\$1,354,844.39	\$1,170,454.69	\$1,454,172.17	\$1,250,053.03	\$620,659.91	\$10,565.65	\$0.00	\$0.00	\$0.00	\$0.00	\$0.00	\$0.00	\$5,860,749.84	\$922,455.50
SERVICIOS BÁSICOS	\$1,529,517.16	\$94,874.36	\$270,743.07	\$516,548.40	\$269,645.71	\$185,574.13	\$0.00	\$0.00	\$0.00	\$0.00	\$0.00	\$0.00	\$0.00	\$1,337,385.67	\$192,131.49
Energía eléctrica	\$889,377.00	\$0.00	\$242,955.00	\$250,744.00	\$181,268.00	\$100,512.00	\$0.00	\$0.00	\$0.00	\$0.00	\$0.00	\$0.00	\$0.00	\$775,479.00	\$113,898.00
Energía eléctrica	\$889,377.00	\$0.00	\$242,955.00	\$250,744.00	\$181,268.00	\$100,512.00	\$0.00	\$0.00	\$0.00	\$0.00	\$0.00	\$0.00	\$0.00	\$775,479.00	\$113,898.00
Gas	\$165,386.93	\$84,202.96	\$3,942.00	\$72,686.10	\$0.00	\$0.00	\$0.00	\$0.00	\$0.00	\$0.00	\$0.00	\$0.00	\$0.00	\$160,831.06	\$4,555.87
Gas	\$165,386.93	\$84,202.96	\$3,942.00	\$72,686.10	\$0.00	\$0.00	\$0.00	\$0.00	\$0.00	\$0.00	\$0.00	\$0.00	\$0.00	\$160,831.06	\$4,555.87
Agua	\$7,269.00	\$0.00	\$792.00	\$4,896.00	\$464.00	\$503.00	\$0.00	\$0.00	\$0.00	\$0.00	\$0.00	\$0.00	\$0.00	\$6,655.00	\$614.00
Agua	\$7,269.00	\$0.00	\$792.00	\$4,896.00	\$464.00	\$503.00	\$0.00	\$0.00	\$0.00	\$0.00	\$0.00	\$0.00	\$0.00	\$6,655.00	\$614.00
Telefonía tradicional	\$46,954.08	\$9,207.52	\$9,205.63	\$9,998.58	\$8,982.66	\$9,559.69	\$0.00	\$0.00	\$0.00	\$0.00	\$0.00	\$0.00	\$0.00	\$46,954.08	\$0.00
Telefonía tradicional	\$46,954.08	\$9,207.52	\$9,205.63	\$9,998.58	\$8,982.66	\$9,559.69	\$0.00	\$0.00	\$0.00	\$0.00	\$0.00	\$0.00	\$0.00	\$46,954.08	\$0.00
Servicios de acceso de Internet, redes y pr	\$416,149.50	\$726.70	\$12,326.70	\$177,036.35	\$78,931.05	\$74,492.35	\$0.00	\$0.00	\$0.00	\$0.00	\$0.00	\$0.00	\$0.00	\$343,513.15	\$72,636.35
Servicios de acceso de Internet, redes y pr	\$416,149.50	\$726.70	\$12,326.70	\$177,036.35	\$78,931.05	\$74,492.35	\$0.00	\$0.00	\$0.00	\$0.00	\$0.00	\$0.00	\$0.00	\$343,513.15	\$72,636.35
Servicios postales y telegráficos	\$4,380.65	\$737.18	\$1,521.74	\$1,187.37	\$0.00	\$507.09	\$0.00	\$0.00	\$0.00	\$0.00	\$0.00	\$0.00	\$0.00	\$3,953.38	\$427.27
Servicios postales y telegráficos	\$4,380.65	\$737.18	\$1,521.74	\$1,187.37	\$0.00	\$507.09	\$0.00	\$0.00	\$0.00	\$0.00	\$0.00	\$0.00	\$0.00	\$3,953.38	\$427.27
SERVICIOS DE ARRENDAMIENTO	\$146,033.09	\$0.00	\$57,710.43	\$87,686.64	\$0.00	\$0.00	\$0.00	\$0.00	\$0.00	\$0.00	\$0.00	\$0.00	\$0.00	\$145,397.07	\$636.02
Arrendamiento de terrenos	\$136.00	\$0.00	\$0.00	\$0.00	\$0.00	\$0.00	\$0.00	\$0.00	\$0.00	\$0.00	\$0.00	\$0.00	\$0.00	\$0.00	\$136.00
Arrendamiento de terrenos	\$136.00	\$0.00	\$0.00	\$0.00	\$0.00	\$0.00	\$0.00	\$0.00	\$0.00	\$0.00	\$0.00	\$0.00	\$0.00	\$0.00	\$136.00
Arrendamiento de mobiliario y equipo de ar	\$108,937.05	\$0.00	\$21,250.41	\$87,686.64	\$0.00	\$0.00	\$0.00	\$0.00	\$0.00	\$0.00	\$0.00	\$0.00	\$0.00	\$108,937.05	\$0.00
Arrendamiento de mobiliario y equipo de ar	\$108,937.05	\$0.00	\$21,250.41	\$87,686.64	\$0.00	\$0.00	\$0.00	\$0.00	\$0.00	\$0.00	\$0.00	\$0.00	\$0.00	\$108,937.05	\$0.00
Arrendamiento de equipo de transporte	\$35,960.00	\$0.00	\$35,960.00	\$0.00	\$0.00	\$0.00	\$0.00	\$0.00	\$0.00	\$0.00	\$0.00	\$0.00	\$0.00	\$35,960.00	\$0.00
Arrendamiento de equipo de transporte	\$35,960.00	\$0.00	\$35,960.00	\$0.00	\$0.00	\$0.00	\$0.00	\$0.00	\$0.00	\$0.00	\$0.00	\$0.00	\$0.00	\$35,960.00	\$0.00
Arrendamiento de activos intangibles	\$1,000.04	\$0.00	\$500.02	\$0.00	\$0.00	\$0.00	\$0.00	\$0.00	\$0.00	\$0.00	\$0.00	\$0.00	\$0.00	\$500.02	\$500.02
Arrendamiento de activos intangibles	\$1,000.04	\$0.00	\$500.02	\$0.00	\$0.00	\$0.00	\$0.00	\$0.00	\$0.00	\$0.00	\$0.00	\$0.00	\$0.00	\$500.02	\$500.02



Universidad Tecnológica de Chihuahua
Chihuahua

Analítico Mensual de Egresos Pagados por Fuente de Financiamiento al 31/jul/2020

(Cuentas con Movimientos)

(Cifras en pesos y centavos)

Fecha y 17/ago/2020

hora de Impresión 02:06 p.m.

pervisor

tAnalíticoPresupuestoEgresos_FF

to del Gasto	Presupuesto Vigente	Ene	Feb	Mar	Abr	May	Jun	Jul	Ago	Sep	Oct	Nov	Dic	Total	Diferencia (Vigente - Total)
SERVICIOS PROFESIONALES, CIENTÍFIC	\$3,207,987.99	\$1,159,667.14	\$552,119.28	\$466,987.00	\$375,640.34	\$399,246.58	\$0.00	\$0.00	\$0.00	\$0.00	\$0.00	\$0.00	\$0.00	\$2,953,660.34	\$254,327.65
Servicios legales, de contabilidad, auditoría	\$214,018.53	\$0.00	\$65,660.38	\$66,040.84	\$65,660.40	\$45,086.79	\$0.00	\$0.00	\$0.00	\$0.00	\$0.00	\$0.00	\$0.00	\$242,448.41	-\$28,429.88
Servicios legales, de contabilidad, auditoría	\$214,018.53	\$0.00	\$65,660.38	\$66,040.84	\$65,660.40	\$45,086.79	\$0.00	\$0.00	\$0.00	\$0.00	\$0.00	\$0.00	\$0.00	\$242,448.41	-\$28,429.88
Servicios de consultoría administrativa, pro	\$95,551.42	\$11,116.66	\$44,743.45	\$17,457.99	\$11,116.66	\$11,116.66	\$0.00	\$0.00	\$0.00	\$0.00	\$0.00	\$0.00	\$0.00	\$95,551.42	\$0.00
Servicios de consultoría administrativa, pro	\$95,551.42	\$11,116.66	\$44,743.45	\$17,457.99	\$11,116.66	\$11,116.66	\$0.00	\$0.00	\$0.00	\$0.00	\$0.00	\$0.00	\$0.00	\$95,551.42	\$0.00
Servicios de capacitación	\$285,734.39	\$182,350.00	\$8,400.00	\$0.00	\$9,999.99	\$52,200.00	\$0.00	\$0.00	\$0.00	\$0.00	\$0.00	\$0.00	\$0.00	\$252,949.99	\$32,784.40
Servicios de capacitación	\$285,734.39	\$182,350.00	\$8,400.00	\$0.00	\$9,999.99	\$52,200.00	\$0.00	\$0.00	\$0.00	\$0.00	\$0.00	\$0.00	\$0.00	\$252,949.99	\$32,784.40
Servicios de vigilancia	\$1,252,302.99	\$0.00	\$250,460.60	\$251,923.00	\$249,973.13	\$249,973.13	\$0.00	\$0.00	\$0.00	\$0.00	\$0.00	\$0.00	\$0.00	\$1,002,329.86	\$249,973.13
Servicios de vigilancia	\$1,252,302.99	\$0.00	\$250,460.60	\$251,923.00	\$249,973.13	\$249,973.13	\$0.00	\$0.00	\$0.00	\$0.00	\$0.00	\$0.00	\$0.00	\$1,002,329.86	\$249,973.13
Servicios profesionales, científicos y técnicc	\$1,360,380.66	\$966,200.48	\$182,854.85	\$131,565.17	\$38,890.16	\$40,870.00	\$0.00	\$0.00	\$0.00	\$0.00	\$0.00	\$0.00	\$0.00	\$1,360,380.66	\$0.00
Servicios profesionales, científicos y técnicc	\$1,360,380.66	\$966,200.48	\$182,854.85	\$131,565.17	\$38,890.16	\$40,870.00	\$0.00	\$0.00	\$0.00	\$0.00	\$0.00	\$0.00	\$0.00	\$1,360,380.66	\$0.00
SERVICIOS FINANCIEROS, BANCARIOS `	\$243,917.01	\$20,436.31	\$10,383.73	\$9,942.65	\$174,275.12	\$28,879.20	\$0.00	\$0.00	\$0.00	\$0.00	\$0.00	\$0.00	\$0.00	\$243,917.01	\$0.00
Servicios financieros y bancarios	\$87,809.81	\$20,436.31	\$10,383.73	\$9,942.65	\$18,167.92	\$28,879.20	\$0.00	\$0.00	\$0.00	\$0.00	\$0.00	\$0.00	\$0.00	\$87,809.81	\$0.00
Servicios financieros y bancarios	\$87,809.81	\$20,436.31	\$10,383.73	\$9,942.65	\$18,167.92	\$28,879.20	\$0.00	\$0.00	\$0.00	\$0.00	\$0.00	\$0.00	\$0.00	\$87,809.81	\$0.00
Seguro de bienes patrimoniales	\$156,107.20	\$0.00	\$0.00	\$0.00	\$156,107.20	\$0.00	\$0.00	\$0.00	\$0.00	\$0.00	\$0.00	\$0.00	\$0.00	\$156,107.20	\$0.00
Seguro de bienes patrimoniales	\$156,107.20	\$0.00	\$0.00	\$0.00	\$156,107.20	\$0.00	\$0.00	\$0.00	\$0.00	\$0.00	\$0.00	\$0.00	\$0.00	\$156,107.20	\$0.00
SERVICIOS DE INSTALACIÓN, REPARAC	\$899,892.47	\$2,153.90	\$47,228.87	\$66,002.14	\$420,241.82	\$0.00	\$0.00	\$0.00	\$0.00	\$0.00	\$0.00	\$0.00	\$0.00	\$535,626.73	\$364,265.74
Conservación y mantenimiento menor de in	\$278,033.23	\$2,024.90	\$12,114.34	\$0.00	\$4,176.00	\$0.00	\$0.00	\$0.00	\$0.00	\$0.00	\$0.00	\$0.00	\$0.00	\$18,315.24	\$259,717.99
Conservación y mantenimiento menor de in	\$278,033.23	\$2,024.90	\$12,114.34	\$0.00	\$4,176.00	\$0.00	\$0.00	\$0.00	\$0.00	\$0.00	\$0.00	\$0.00	\$0.00	\$18,315.24	\$259,717.99
Instalación, reparación y mantenimiento de	\$15,138.00	\$0.00	\$0.00	\$0.00	\$15,138.00	\$0.00	\$0.00	\$0.00	\$0.00	\$0.00	\$0.00	\$0.00	\$0.00	\$15,138.00	\$0.00
Instalación, reparación y mantenimiento de	\$15,138.00	\$0.00	\$0.00	\$0.00	\$15,138.00	\$0.00	\$0.00	\$0.00	\$0.00	\$0.00	\$0.00	\$0.00	\$0.00	\$15,138.00	\$0.00
Reparación y mantenimiento de equipo de t	\$18,569.98	\$129.00	\$3,047.47	\$5,849.76	\$0.00	\$0.00	\$0.00	\$0.00	\$0.00	\$0.00	\$0.00	\$0.00	\$0.00	\$9,026.23	\$9,543.75
Reparación y mantenimiento de equipo de t	\$18,569.98	\$129.00	\$3,047.47	\$5,849.76	\$0.00	\$0.00	\$0.00	\$0.00	\$0.00	\$0.00	\$0.00	\$0.00	\$0.00	\$9,026.23	\$9,543.75
Instalación, reparación y mantenimiento de	\$15,956.40	\$0.00	\$3,150.00	\$12,806.40	\$0.00	\$0.00	\$0.00	\$0.00	\$0.00	\$0.00	\$0.00	\$0.00	\$0.00	\$15,956.40	\$0.00
Instalación, reparación y mantenimiento de	\$15,956.40	\$0.00	\$3,150.00	\$12,806.40	\$0.00	\$0.00	\$0.00	\$0.00	\$0.00	\$0.00	\$0.00	\$0.00	\$0.00	\$15,956.40	\$0.00
Servicios de limpieza y manejo de desecho:	\$387,970.62	\$0.00	\$0.00	\$17,016.04	\$370,954.58	\$0.00	\$0.00	\$0.00	\$0.00	\$0.00	\$0.00	\$0.00	\$0.00	\$387,970.62	\$0.00
Servicios de limpieza y manejo de desecho:	\$387,970.62	\$0.00	\$0.00	\$17,016.04	\$370,954.58	\$0.00	\$0.00	\$0.00	\$0.00	\$0.00	\$0.00	\$0.00	\$0.00	\$387,970.62	\$0.00
Servicios de jardinería y fumigación	\$184,224.24	\$0.00	\$28,917.06	\$30,329.94	\$29,973.24	\$0.00	\$0.00	\$0.00	\$0.00	\$0.00	\$0.00	\$0.00	\$0.00	\$89,220.24	\$95,004.00
Servicios de jardinería y fumigación	\$184,224.24	\$0.00	\$28,917.06	\$30,329.94	\$29,973.24	\$0.00	\$0.00	\$0.00	\$0.00	\$0.00	\$0.00	\$0.00	\$0.00	\$89,220.24	\$95,004.00
SERVICIOS DE COMUNICACIÓN SOCIAL	\$144,314.36	\$914.08	\$20,044.66	\$123,355.62	\$0.00	\$0.00	\$0.00	\$0.00	\$0.00	\$0.00	\$0.00	\$0.00	\$0.00	\$144,314.36	\$0.00
Difusión por radio, televisión y otros medio:	\$144,314.36	\$914.08	\$20,044.66	\$123,355.62	\$0.00	\$0.00	\$0.00	\$0.00	\$0.00	\$0.00	\$0.00	\$0.00	\$0.00	\$144,314.36	\$0.00
Difusión por radio, televisión y otros medio:	\$144,314.36	\$914.08	\$20,044.66	\$123,355.62	\$0.00	\$0.00	\$0.00	\$0.00	\$0.00	\$0.00	\$0.00	\$0.00	\$0.00	\$144,314.36	\$0.00
SERVICIOS DE TRASLADOS Y VIÁTICOS	\$410,961.98	\$49,838.00	\$195,323.55	\$99,713.26	\$7,698.04	\$0.00	\$0.00	\$0.00	\$0.00	\$0.00	\$0.00	\$0.00	\$0.00	\$352,572.85	\$58,389.13
Pasajes aéreos	\$110,722.91	\$20,305.00	\$37,863.83	\$41,020.94	\$0.00	\$0.00	\$0.00	\$0.00	\$0.00	\$0.00	\$0.00	\$0.00	\$0.00	\$99,189.77	\$11,533.14
Pasajes aéreos	\$110,722.91	\$20,305.00	\$37,863.83	\$41,020.94	\$0.00	\$0.00	\$0.00	\$0.00	\$0.00	\$0.00	\$0.00	\$0.00	\$0.00	\$99,189.77	\$11,533.14
Viáticos en el país	\$297,712.83	\$28,926.00	\$156,962.72	\$58,692.32	\$7,698.04	\$0.00	\$0.00	\$0.00	\$0.00	\$0.00	\$0.00	\$0.00	\$0.00	\$252,279.08	\$45,433.75
Viáticos en el país	\$297,712.83	\$28,926.00	\$156,962.72	\$58,692.32	\$7,698.04	\$0.00	\$0.00	\$0.00	\$0.00	\$0.00	\$0.00	\$0.00	\$0.00	\$252,279.08	\$45,433.75
Otros servicios de traslado y hospedaje	\$2,526.24	\$607.00	\$497.00	\$0.00	\$0.00	\$0.00	\$0.00	\$0.00	\$0.00	\$0.00	\$0.00	\$0.00	\$0.00	\$1,104.00	\$1,422.24
Otros servicios de traslado y hospedaje	\$2,526.24	\$607.00	\$497.00	\$0.00	\$0.00	\$0.00	\$0.00	\$0.00	\$0.00	\$0.00	\$0.00	\$0.00	\$0.00	\$1,104.00	\$1,422.24
SERVICIOS OFICIALES	\$189,885.28	\$26,960.60	\$6,775.10	\$83,366.46	\$2,552.00	\$6,960.00	\$10,565.65	\$0.00	\$0.00	\$0.00	\$0.00	\$0.00	\$0.00	\$137,179.81	\$52,705.47



pervisor
tAnalíticoPresupuestoEgresos_FF

Universidad Tecnológica de Chihuahua
Chihuahua

Analítico Mensual de Egresos Pagados por Fuente de Financiamiento al 31/jul/2020
(Cuentas con Movimientos)
(Cifras en pesos y centavos)

Fecha y 17/ago/2020
hora de Impresión 02:06 p.m.

to del Gasto	Presupuesto Vigente	Ene	Feb	Mar	Abr	May	Jun	Jul	Ago	Sep	Oct	Nov	Dic	Total	Diferencia (Vigente - Total)
Gastos de orden social y cultural	\$189,885.28	\$26,960.60	\$6,775.10	\$83,366.46	\$2,552.00	\$6,960.00	\$10,565.65	\$0.00	\$0.00	\$0.00	\$0.00	\$0.00	\$0.00	\$137,179.81	\$52,705.47
Gastos de orden social y cultural	\$188,880.28	\$26,960.60	\$6,775.10	\$83,366.46	\$2,552.00	\$6,960.00	\$10,565.65	\$0.00	\$0.00	\$0.00	\$0.00	\$0.00	\$0.00	\$137,179.81	\$51,700.47
Eventos Académicos, Deportivos y Culturales	\$1,005.00	\$0.00	\$0.00	\$0.00	\$0.00	\$0.00	\$0.00	\$0.00	\$0.00	\$0.00	\$0.00	\$0.00	\$0.00	\$0.00	\$1,005.00
OTROS SERVICIOS GENERALES	\$10,696.00	\$0.00	\$10,126.00	\$570.00	\$0.00	\$0.00	\$0.00	\$0.00	\$0.00	\$0.00	\$0.00	\$0.00	\$0.00	\$10,696.00	\$0.00
Impuestos y derechos	\$10,126.00	\$0.00	\$10,126.00	\$0.00	\$0.00	\$0.00	\$0.00	\$0.00	\$0.00	\$0.00	\$0.00	\$0.00	\$0.00	\$10,126.00	\$0.00
Impuestos y derechos	\$10,126.00	\$0.00	\$10,126.00	\$0.00	\$0.00	\$0.00	\$0.00	\$0.00	\$0.00	\$0.00	\$0.00	\$0.00	\$0.00	\$10,126.00	\$0.00
Penas, multas, accesorios y actualizaciones	\$570.00	\$0.00	\$0.00	\$570.00	\$0.00	\$0.00	\$0.00	\$0.00	\$0.00	\$0.00	\$0.00	\$0.00	\$0.00	\$570.00	\$0.00
Penas, multas, accesorios y actualizaciones	\$570.00	\$0.00	\$0.00	\$570.00	\$0.00	\$0.00	\$0.00	\$0.00	\$0.00	\$0.00	\$0.00	\$0.00	\$0.00	\$570.00	\$0.00
TRANSFERENCIAS, ASIGNACIONES	\$1,509,681.24	\$48,165.00	\$118,811.60	\$276,973.40	\$28,200.00	\$831,625.50	\$0.00	\$0.00	\$0.00	\$0.00	\$0.00	\$0.00	\$0.00	\$1,303,775.50	\$205,905.74
AYUDAS SOCIALES	\$1,315,756.24	\$9,065.00	\$74,536.60	\$206,023.40	\$1,800.00	\$825,025.50	\$0.00	\$0.00	\$0.00	\$0.00	\$0.00	\$0.00	\$0.00	\$1,116,450.50	\$199,305.74
Becas y otras ayudas para programas de c	\$1,315,756.24	\$9,065.00	\$74,536.60	\$206,023.40	\$1,800.00	\$825,025.50	\$0.00	\$0.00	\$0.00	\$0.00	\$0.00	\$0.00	\$0.00	\$1,116,450.50	\$199,305.74
Becas y otras ayudas para programas de c	\$1,315,756.24	\$9,065.00	\$74,536.60	\$206,023.40	\$1,800.00	\$825,025.50	\$0.00	\$0.00	\$0.00	\$0.00	\$0.00	\$0.00	\$0.00	\$1,116,450.50	\$199,305.74
DONATIVOS	\$193,925.00	\$39,100.00	\$44,275.00	\$70,950.00	\$26,400.00	\$6,600.00	\$0.00	\$0.00	\$0.00	\$0.00	\$0.00	\$0.00	\$0.00	\$187,325.00	\$6,600.00
Donativos a instituciones sin fines de lucro	\$193,925.00	\$39,100.00	\$44,275.00	\$70,950.00	\$26,400.00	\$6,600.00	\$0.00	\$0.00	\$0.00	\$0.00	\$0.00	\$0.00	\$0.00	\$187,325.00	\$6,600.00
Donativos a instituciones sin fines de lucro	\$193,925.00	\$39,100.00	\$44,275.00	\$70,950.00	\$26,400.00	\$6,600.00	\$0.00	\$0.00	\$0.00	\$0.00	\$0.00	\$0.00	\$0.00	\$187,325.00	\$6,600.00
BIENES MUEBLES, INMUEBLES E I	\$1,535,265.60	\$26,539.15	\$1,387,712.64	\$103,613.81	\$0.00	\$0.00	\$0.00	\$0.00	\$0.00	\$0.00	\$0.00	\$0.00	\$0.00	\$1,517,865.60	\$17,400.00
MOBILIARIO Y EQUIPO DE ADMINISTRAC	\$68,347.20	\$0.00	\$0.00	\$68,347.20	\$0.00	\$0.00	\$0.00	\$0.00	\$0.00	\$0.00	\$0.00	\$0.00	\$0.00	\$68,347.20	\$0.00
Equipo de cómputo y de tecnologías de la i	\$68,347.20	\$0.00	\$0.00	\$68,347.20	\$0.00	\$0.00	\$0.00	\$0.00	\$0.00	\$0.00	\$0.00	\$0.00	\$0.00	\$68,347.20	\$0.00
Equipo de cómputo y de tecnología de la inf	\$68,347.20	\$0.00	\$0.00	\$68,347.20	\$0.00	\$0.00	\$0.00	\$0.00	\$0.00	\$0.00	\$0.00	\$0.00	\$0.00	\$68,347.20	\$0.00
MOBILIARIO Y EQUIPO EDUCACIONAL Y	\$26,539.15	\$26,539.15	\$0.00	\$0.00	\$0.00	\$0.00	\$0.00	\$0.00	\$0.00	\$0.00	\$0.00	\$0.00	\$0.00	\$26,539.15	\$0.00
Cámaras fotográficas y de video	\$26,539.15	\$26,539.15	\$0.00	\$0.00	\$0.00	\$0.00	\$0.00	\$0.00	\$0.00	\$0.00	\$0.00	\$0.00	\$0.00	\$26,539.15	\$0.00
Cámaras fotográficas y de video	\$26,539.15	\$26,539.15	\$0.00	\$0.00	\$0.00	\$0.00	\$0.00	\$0.00	\$0.00	\$0.00	\$0.00	\$0.00	\$0.00	\$26,539.15	\$0.00
MAQUINARIA, OTROS EQUIPOS Y HERRA	\$1,405,579.25	\$0.00	\$1,387,712.64	\$17,866.61	\$0.00	\$0.00	\$0.00	\$0.00	\$0.00	\$0.00	\$0.00	\$0.00	\$0.00	\$1,405,579.25	\$0.00
Sistemas de aire acondicionado, calefacció	\$1,405,579.25	\$0.00	\$1,387,712.64	\$17,866.61	\$0.00	\$0.00	\$0.00	\$0.00	\$0.00	\$0.00	\$0.00	\$0.00	\$0.00	\$1,405,579.25	\$0.00
Sistemas de aire acondicionado, calefacció	\$1,405,579.25	\$0.00	\$1,387,712.64	\$17,866.61	\$0.00	\$0.00	\$0.00	\$0.00	\$0.00	\$0.00	\$0.00	\$0.00	\$0.00	\$1,405,579.25	\$0.00
ACTIVOS INTANGIBLES	\$34,800.00	\$0.00	\$0.00	\$17,400.00	\$0.00	\$0.00	\$0.00	\$0.00	\$0.00	\$0.00	\$0.00	\$0.00	\$0.00	\$17,400.00	\$17,400.00
Software	\$34,800.00	\$0.00	\$0.00	\$17,400.00	\$0.00	\$0.00	\$0.00	\$0.00	\$0.00	\$0.00	\$0.00	\$0.00	\$0.00	\$17,400.00	\$17,400.00
Software	\$34,800.00	\$0.00	\$0.00	\$17,400.00	\$0.00	\$0.00	\$0.00	\$0.00	\$0.00	\$0.00	\$0.00	\$0.00	\$0.00	\$17,400.00	\$17,400.00
RECURSOS PROPIOS 2019	\$10,618,937.00	\$1,644,244.02	\$2,800,904.65	\$2,232,028.08	\$1,326,888.44	\$1,470,664.05	\$29,768.94	\$1,470.88	\$0.00	\$0.00	\$0.00	\$0.00	\$0.00	\$9,405,969.06	\$1,212,967.94

149820 Ingresos Propios de Entidades Paraestatales

SERVICIOS PERSONALES	\$761,200.07	\$0.00	\$0.00	\$0.00	\$0.00	\$0.00	\$709,658.02	\$4,069.60	\$0.00	\$0.00	\$0.00	\$0.00	\$0.00	\$713,727.62	\$47,472.45
REMUNERACIONES ADICIONALES Y ESF	\$17,168.00	\$0.00	\$0.00	\$0.00	\$0.00	\$0.00	\$0.00	\$0.00	\$0.00	\$0.00	\$0.00	\$0.00	\$0.00	\$0.00	\$17,168.00
Sobrehaberes	\$17,168.00	\$0.00	\$0.00	\$0.00	\$0.00	\$0.00	\$0.00	\$0.00	\$0.00	\$0.00	\$0.00	\$0.00	\$0.00	\$0.00	\$17,168.00
Sobrehaberes	\$17,168.00	\$0.00	\$0.00	\$0.00	\$0.00	\$0.00	\$0.00	\$0.00	\$0.00	\$0.00	\$0.00	\$0.00	\$0.00	\$0.00	\$17,168.00
OTRAS PRESTACIONES SOCIALES Y EC	\$744,032.07	\$0.00	\$0.00	\$0.00	\$0.00	\$0.00	\$709,658.02	\$4,069.60	\$0.00	\$0.00	\$0.00	\$0.00	\$0.00	\$713,727.62	\$30,304.45
Prestaciones contractuales	\$71,264.57	\$0.00	\$0.00	\$0.00	\$0.00	\$0.00	\$71,264.57	\$0.00	\$0.00	\$0.00	\$0.00	\$0.00	\$0.00	\$71,264.57	\$0.00
Prestaciones contractuales	\$71,264.57	\$0.00	\$0.00	\$0.00	\$0.00	\$0.00	\$71,264.57	\$0.00	\$0.00	\$0.00	\$0.00	\$0.00	\$0.00	\$71,264.57	\$0.00
Otras prestaciones sociales y económicas	\$672,767.50	\$0.00	\$0.00	\$0.00	\$0.00	\$0.00	\$638,393.45	\$4,069.60	\$0.00	\$0.00	\$0.00	\$0.00	\$0.00	\$642,463.05	\$30,304.45



pervisor
tAnalíticoPresupuestoEgresos_FF

Universidad Tecnológica de Chihuahua
Chihuahua

Analítico Mensual de Egresos Pagados por Fuente de Financiamiento al 31/jul/2020
(Cuentas con Movimientos)
(Cifras en pesos y centavos)

Fecha y | 17/ago/2020
hora de Impresión | 02:06 p.m.

to del Gasto	Presupuesto Vigente	Ene	Feb	Mar	Abr	May	Jun	Jul	Ago	Sep	Oct	Nov	Dic	Total	Diferencia (Vigente - Total)
Otras prestaciones sociales y económicas	\$672,767.50	\$0.00	\$0.00	\$0.00	\$0.00	\$0.00	\$638,393.45	\$4,069.60	\$0.00	\$0.00	\$0.00	\$0.00	\$0.00	\$642,463.05	\$30,304.45
MATERIALES Y SUMINISTROS	\$3,048,337.58	\$0.00	\$0.00	\$0.00	\$0.00	\$0.00	\$67,296.64	\$406,391.29	\$0.00	\$0.00	\$0.00	\$0.00	\$0.00	\$473,687.93	\$2,574,649.65
MATERIALES DE ADMINISTRACIÓN, EMI	\$749,373.32	\$0.00	\$0.00	\$0.00	\$0.00	\$0.00	\$1,755.52	\$268,074.31	\$0.00	\$0.00	\$0.00	\$0.00	\$0.00	\$269,829.83	\$479,543.49
Materiales, útiles y equipos menores de ofic	\$304,821.72	\$0.00	\$0.00	\$0.00	\$0.00	\$0.00	\$784.37	\$266,442.91	\$0.00	\$0.00	\$0.00	\$0.00	\$0.00	\$267,227.28	\$37,594.44
Materiales, útiles y equipos menores de ofic	\$304,821.72	\$0.00	\$0.00	\$0.00	\$0.00	\$0.00	\$784.37	\$266,442.91	\$0.00	\$0.00	\$0.00	\$0.00	\$0.00	\$267,227.28	\$37,594.44
Materiales, útiles y equipos menores de tex	\$40,142.60	\$0.00	\$0.00	\$0.00	\$0.00	\$0.00	\$0.00	\$0.00	\$0.00	\$0.00	\$0.00	\$0.00	\$0.00	\$0.00	\$40,142.60
Materiales, útiles y equipos menores de tex	\$40,142.60	\$0.00	\$0.00	\$0.00	\$0.00	\$0.00	\$0.00	\$0.00	\$0.00	\$0.00	\$0.00	\$0.00	\$0.00	\$0.00	\$40,142.60
Material impreso e información digital	\$75,500.00	\$0.00	\$0.00	\$0.00	\$0.00	\$0.00	\$0.00	\$0.00	\$0.00	\$0.00	\$0.00	\$0.00	\$0.00	\$0.00	\$75,500.00
Material impreso e información digital	\$75,500.00	\$0.00	\$0.00	\$0.00	\$0.00	\$0.00	\$0.00	\$0.00	\$0.00	\$0.00	\$0.00	\$0.00	\$0.00	\$0.00	\$75,500.00
Material de limpieza	\$1,567.60	\$0.00	\$0.00	\$0.00	\$0.00	\$0.00	\$0.00	\$1,567.60	\$0.00	\$0.00	\$0.00	\$0.00	\$0.00	\$1,567.60	\$0.00
Material de limpieza	\$1,567.60	\$0.00	\$0.00	\$0.00	\$0.00	\$0.00	\$0.00	\$1,567.60	\$0.00	\$0.00	\$0.00	\$0.00	\$0.00	\$1,567.60	\$0.00
Materiales y útiles de enseñanza	\$327,341.40	\$0.00	\$0.00	\$0.00	\$0.00	\$0.00	\$971.15	\$63.80	\$0.00	\$0.00	\$0.00	\$0.00	\$0.00	\$1,034.95	\$326,306.45
Materiales y útiles de enseñanza	\$327,341.40	\$0.00	\$0.00	\$0.00	\$0.00	\$0.00	\$971.15	\$63.80	\$0.00	\$0.00	\$0.00	\$0.00	\$0.00	\$1,034.95	\$326,306.45
ALIMENTOS Y UTENSILIOS	\$427,253.39	\$0.00	\$0.00	\$0.00	\$0.00	\$0.00	\$1,830.87	\$825.00	\$0.00	\$0.00	\$0.00	\$0.00	\$0.00	\$2,655.87	\$424,597.52
Productos alimenticios para personas	\$427,253.39	\$0.00	\$0.00	\$0.00	\$0.00	\$0.00	\$1,830.87	\$825.00	\$0.00	\$0.00	\$0.00	\$0.00	\$0.00	\$2,655.87	\$424,597.52
Productos alimenticios para personas	\$427,253.39	\$0.00	\$0.00	\$0.00	\$0.00	\$0.00	\$1,830.87	\$825.00	\$0.00	\$0.00	\$0.00	\$0.00	\$0.00	\$2,655.87	\$424,597.52
MATERIALES Y ARTÍCULOS DE CONSTR	\$945,848.31	\$0.00	\$0.00	\$0.00	\$0.00	\$0.00	\$46,508.43	\$32,655.46	\$0.00	\$0.00	\$0.00	\$0.00	\$0.00	\$79,163.89	\$866,684.42
Cemento y productos de concreto	\$493.86	\$0.00	\$0.00	\$0.00	\$0.00	\$0.00	\$0.00	\$246.93	\$0.00	\$0.00	\$0.00	\$0.00	\$0.00	\$246.93	\$246.93
Cemento y productos de concreto	\$493.86	\$0.00	\$0.00	\$0.00	\$0.00	\$0.00	\$0.00	\$246.93	\$0.00	\$0.00	\$0.00	\$0.00	\$0.00	\$246.93	\$246.93
Cal, yeso y productos de yeso	\$7,818.40	\$0.00	\$0.00	\$0.00	\$0.00	\$0.00	\$0.00	\$3,909.20	\$0.00	\$0.00	\$0.00	\$0.00	\$0.00	\$3,909.20	\$3,909.20
Cal, yeso y productos de yeso	\$7,818.40	\$0.00	\$0.00	\$0.00	\$0.00	\$0.00	\$0.00	\$3,909.20	\$0.00	\$0.00	\$0.00	\$0.00	\$0.00	\$3,909.20	\$3,909.20
Material eléctrico y electrónico	\$91,035.03	\$0.00	\$0.00	\$0.00	\$0.00	\$0.00	\$13,883.08	\$11,836.80	\$0.00	\$0.00	\$0.00	\$0.00	\$0.00	\$25,719.88	\$65,315.15
Material eléctrico y electrónico	\$91,035.03	\$0.00	\$0.00	\$0.00	\$0.00	\$0.00	\$13,883.08	\$11,836.80	\$0.00	\$0.00	\$0.00	\$0.00	\$0.00	\$25,719.88	\$65,315.15
Artículos metálicos para la construcción	\$23,736.48	\$0.00	\$0.00	\$0.00	\$0.00	\$0.00	\$7,855.45	\$1,588.86	\$0.00	\$0.00	\$0.00	\$0.00	\$0.00	\$9,444.31	\$14,292.17
Artículos metálicos para la construcción	\$23,736.48	\$0.00	\$0.00	\$0.00	\$0.00	\$0.00	\$7,855.45	\$1,588.86	\$0.00	\$0.00	\$0.00	\$0.00	\$0.00	\$9,444.31	\$14,292.17
Materiales complementarios	\$18,267.68	\$0.00	\$0.00	\$0.00	\$0.00	\$0.00	\$0.00	\$4,493.84	\$0.00	\$0.00	\$0.00	\$0.00	\$0.00	\$4,493.84	\$13,773.84
Materiales complementarios	\$18,267.68	\$0.00	\$0.00	\$0.00	\$0.00	\$0.00	\$0.00	\$4,493.84	\$0.00	\$0.00	\$0.00	\$0.00	\$0.00	\$4,493.84	\$13,773.84
Otros materiales y artículos de construcciór	\$804,496.86	\$0.00	\$0.00	\$0.00	\$0.00	\$0.00	\$24,769.90	\$10,579.83	\$0.00	\$0.00	\$0.00	\$0.00	\$0.00	\$35,349.73	\$769,147.13
Otros materiales y artículos de construcciór	\$804,496.86	\$0.00	\$0.00	\$0.00	\$0.00	\$0.00	\$24,769.90	\$10,579.83	\$0.00	\$0.00	\$0.00	\$0.00	\$0.00	\$35,349.73	\$769,147.13
PRODUCTOS QUÍMICOS, FARMACÉUTIC	\$34,351.34	\$0.00	\$0.00	\$0.00	\$0.00	\$0.00	\$0.00	\$0.00	\$0.00	\$0.00	\$0.00	\$0.00	\$0.00	\$0.00	\$34,351.34
Medicinas y productos farmacéuticos	\$11,454.50	\$0.00	\$0.00	\$0.00	\$0.00	\$0.00	\$0.00	\$0.00	\$0.00	\$0.00	\$0.00	\$0.00	\$0.00	\$0.00	\$11,454.50
Medicinas y productos farmacéuticos	\$11,454.50	\$0.00	\$0.00	\$0.00	\$0.00	\$0.00	\$0.00	\$0.00	\$0.00	\$0.00	\$0.00	\$0.00	\$0.00	\$0.00	\$11,454.50
Materiales, accesorios y suministros médicc	\$17,350.32	\$0.00	\$0.00	\$0.00	\$0.00	\$0.00	\$0.00	\$0.00	\$0.00	\$0.00	\$0.00	\$0.00	\$0.00	\$0.00	\$17,350.32
Materiales, accesorios y suministros médicc	\$17,350.32	\$0.00	\$0.00	\$0.00	\$0.00	\$0.00	\$0.00	\$0.00	\$0.00	\$0.00	\$0.00	\$0.00	\$0.00	\$0.00	\$17,350.32
Fibras sintéticas, hules, plásticos y derivadc	\$5,546.52	\$0.00	\$0.00	\$0.00	\$0.00	\$0.00	\$0.00	\$0.00	\$0.00	\$0.00	\$0.00	\$0.00	\$0.00	\$0.00	\$5,546.52
Fibras sintéticas, hules, plásticos y derivadc	\$5,546.52	\$0.00	\$0.00	\$0.00	\$0.00	\$0.00	\$0.00	\$0.00	\$0.00	\$0.00	\$0.00	\$0.00	\$0.00	\$0.00	\$5,546.52
COMBUSTIBLES, LUBRICANTES Y ADITI	\$390,652.99	\$0.00	\$0.00	\$0.00	\$0.00	\$0.00	\$226.78	\$1,592.99	\$0.00	\$0.00	\$0.00	\$0.00	\$0.00	\$1,819.77	\$388,833.22
Combustibles, lubricantes y aditivos	\$390,652.99	\$0.00	\$0.00	\$0.00	\$0.00	\$0.00	\$226.78	\$1,592.99	\$0.00	\$0.00	\$0.00	\$0.00	\$0.00	\$1,819.77	\$388,833.22
Combustibles, lubricantes y aditivos	\$390,652.99	\$0.00	\$0.00	\$0.00	\$0.00	\$0.00	\$226.78	\$1,592.99	\$0.00	\$0.00	\$0.00	\$0.00	\$0.00	\$1,819.77	\$388,833.22
VESTUARIO, BLANCOS, PRENDAS DE PI	\$199,525.00	\$0.00	\$0.00	\$0.00	\$0.00	\$0.00	\$9,860.00	\$34,220.00	\$0.00	\$0.00	\$0.00	\$0.00	\$0.00	\$44,080.00	\$155,445.00



pervisor
tAnalíticoPresupuestoEgresos_FF

Universidad Tecnológica de Chihuahua
Chihuahua

Analítico Mensual de Egresos Pagados por Fuente de Financiamiento al 31/jul/2020
(Cuentas con Movimientos)
(Cifras en pesos y centavos)

Fecha y 17/ago/2020
hora de Impresión 02:06 p.m.

to del Gasto	Presupuesto Vigente	Ene	Feb	Mar	Abr	May	Jun	Jul	Ago	Sep	Oct	Nov	Dic	Total	Diferencia (Vigente - Total)
Vestuario y uniformes	\$62,790.00	\$0.00	\$0.00	\$0.00	\$0.00	\$0.00	\$1,160.00	\$0.00	\$0.00	\$0.00	\$0.00	\$0.00	\$0.00	\$1,160.00	\$61,630.00
Vestuario y uniformes	\$62,790.00	\$0.00	\$0.00	\$0.00	\$0.00	\$0.00	\$1,160.00	\$0.00	\$0.00	\$0.00	\$0.00	\$0.00	\$0.00	\$1,160.00	\$61,630.00
Prendas de seguridad y protección persona	\$136,735.00	\$0.00	\$0.00	\$0.00	\$0.00	\$0.00	\$8,700.00	\$34,220.00	\$0.00	\$0.00	\$0.00	\$0.00	\$0.00	\$42,920.00	\$93,815.00
Prendas de seguridad y protección persona	\$136,735.00	\$0.00	\$0.00	\$0.00	\$0.00	\$0.00	\$8,700.00	\$34,220.00	\$0.00	\$0.00	\$0.00	\$0.00	\$0.00	\$42,920.00	\$93,815.00
MATERIALES Y SUMINISTROS PARA SEC	\$239.60	\$0.00	\$0.00	\$0.00	\$0.00	\$0.00	\$0.00	\$0.00	\$0.00	\$0.00	\$0.00	\$0.00	\$0.00	\$0.00	\$239.60
Materiales de seguridad pública	\$239.60	\$0.00	\$0.00	\$0.00	\$0.00	\$0.00	\$0.00	\$0.00	\$0.00	\$0.00	\$0.00	\$0.00	\$0.00	\$0.00	\$239.60
Materiales de seguridad pública	\$239.60	\$0.00	\$0.00	\$0.00	\$0.00	\$0.00	\$0.00	\$0.00	\$0.00	\$0.00	\$0.00	\$0.00	\$0.00	\$0.00	\$239.60
HERRAMIENTAS, REFACCIONES Y ACCE	\$301,093.63	\$0.00	\$0.00	\$0.00	\$0.00	\$0.00	\$7,115.04	\$69,023.53	\$0.00	\$0.00	\$0.00	\$0.00	\$0.00	\$76,138.57	\$224,955.06
Herramientas menores	\$29,255.65	\$0.00	\$0.00	\$0.00	\$0.00	\$0.00	\$0.00	\$8,893.81	\$0.00	\$0.00	\$0.00	\$0.00	\$0.00	\$8,893.81	\$20,361.84
Herramientas menores	\$29,255.65	\$0.00	\$0.00	\$0.00	\$0.00	\$0.00	\$0.00	\$8,893.81	\$0.00	\$0.00	\$0.00	\$0.00	\$0.00	\$8,893.81	\$20,361.84
Refacciones y accesorios menores de edific	\$7,901.76	\$0.00	\$0.00	\$0.00	\$0.00	\$0.00	\$92.80	\$3,708.76	\$0.00	\$0.00	\$0.00	\$0.00	\$0.00	\$3,801.56	\$4,100.20
Refacciones y accesorios menores de edific	\$7,901.76	\$0.00	\$0.00	\$0.00	\$0.00	\$0.00	\$92.80	\$3,708.76	\$0.00	\$0.00	\$0.00	\$0.00	\$0.00	\$3,801.56	\$4,100.20
Refacciones y accesorios menores de equi	\$240,386.22	\$0.00	\$0.00	\$0.00	\$0.00	\$0.00	\$1,727.82	\$56,420.96	\$0.00	\$0.00	\$0.00	\$0.00	\$0.00	\$58,148.78	\$182,237.44
Refacciones y accesorios menores de equi	\$240,386.22	\$0.00	\$0.00	\$0.00	\$0.00	\$0.00	\$1,727.82	\$56,420.96	\$0.00	\$0.00	\$0.00	\$0.00	\$0.00	\$58,148.78	\$182,237.44
Refacciones y accesorios menores de maq	\$22,800.00	\$0.00	\$0.00	\$0.00	\$0.00	\$0.00	\$5,294.42	\$0.00	\$0.00	\$0.00	\$0.00	\$0.00	\$0.00	\$5,294.42	\$17,505.58
Refacciones y accesorios menores de maq	\$22,800.00	\$0.00	\$0.00	\$0.00	\$0.00	\$0.00	\$5,294.42	\$0.00	\$0.00	\$0.00	\$0.00	\$0.00	\$0.00	\$5,294.42	\$17,505.58
Refacciones y accesorios menores otros bix	\$750.00	\$0.00	\$0.00	\$0.00	\$0.00	\$0.00	\$0.00	\$0.00	\$0.00	\$0.00	\$0.00	\$0.00	\$0.00	\$0.00	\$750.00
Refacciones y accesorios menores otros bix	\$750.00	\$0.00	\$0.00	\$0.00	\$0.00	\$0.00	\$0.00	\$0.00	\$0.00	\$0.00	\$0.00	\$0.00	\$0.00	\$0.00	\$750.00
SERVICIOS GENERALES	\$27,865,185.30	\$0.00	\$5,766.32	\$0.00	\$0.00	\$0.00	\$3,064,222.05	\$2,118,131.99	\$0.00	\$0.00	\$0.00	\$0.00	\$0.00	\$5,188,120.36	\$22,677,064.94
SERVICIOS BÁSICOS	\$1,808,560.06	\$0.00	\$0.00	\$0.00	\$0.00	\$0.00	\$202,735.04	\$199,582.64	\$0.00	\$0.00	\$0.00	\$0.00	\$0.00	\$402,317.68	\$1,406,242.38
Energía eléctrica	\$235,734.00	\$0.00	\$0.00	\$0.00	\$0.00	\$0.00	\$113,898.00	\$121,836.00	\$0.00	\$0.00	\$0.00	\$0.00	\$0.00	\$235,734.00	\$0.00
Energía eléctrica	\$235,734.00	\$0.00	\$0.00	\$0.00	\$0.00	\$0.00	\$113,898.00	\$121,836.00	\$0.00	\$0.00	\$0.00	\$0.00	\$0.00	\$235,734.00	\$0.00
Gas	\$400,000.00	\$0.00	\$0.00	\$0.00	\$0.00	\$0.00	\$0.00	\$0.00	\$0.00	\$0.00	\$0.00	\$0.00	\$0.00	\$0.00	\$400,000.00
Gas	\$400,000.00	\$0.00	\$0.00	\$0.00	\$0.00	\$0.00	\$0.00	\$0.00	\$0.00	\$0.00	\$0.00	\$0.00	\$0.00	\$0.00	\$400,000.00
Agua	\$1,924.00	\$0.00	\$0.00	\$0.00	\$0.00	\$0.00	\$1,307.00	\$617.00	\$0.00	\$0.00	\$0.00	\$0.00	\$0.00	\$1,924.00	\$0.00
Agua	\$1,924.00	\$0.00	\$0.00	\$0.00	\$0.00	\$0.00	\$1,307.00	\$617.00	\$0.00	\$0.00	\$0.00	\$0.00	\$0.00	\$1,924.00	\$0.00
Telefonía tradicional	\$160,990.37	\$0.00	\$0.00	\$0.00	\$0.00	\$0.00	\$9,604.64	\$9,617.64	\$0.00	\$0.00	\$0.00	\$0.00	\$0.00	\$19,222.28	\$141,768.09
Telefonía tradicional	\$160,990.37	\$0.00	\$0.00	\$0.00	\$0.00	\$0.00	\$9,604.64	\$9,617.64	\$0.00	\$0.00	\$0.00	\$0.00	\$0.00	\$19,222.28	\$141,768.09
Servicios de acceso de Internet, redes y pri	\$979,211.70	\$0.00	\$0.00	\$0.00	\$0.00	\$0.00	\$74,492.35	\$67,512.00	\$0.00	\$0.00	\$0.00	\$0.00	\$0.00	\$142,004.35	\$837,207.35
Servicios de acceso de Internet, redes y pri	\$979,211.70	\$0.00	\$0.00	\$0.00	\$0.00	\$0.00	\$74,492.35	\$67,512.00	\$0.00	\$0.00	\$0.00	\$0.00	\$0.00	\$142,004.35	\$837,207.35
Servicios postales y telegráficos	\$30,699.99	\$0.00	\$0.00	\$0.00	\$0.00	\$0.00	\$3,433.05	\$0.00	\$0.00	\$0.00	\$0.00	\$0.00	\$0.00	\$3,433.05	\$27,266.94
Servicios postales y telegráficos	\$30,699.99	\$0.00	\$0.00	\$0.00	\$0.00	\$0.00	\$3,433.05	\$0.00	\$0.00	\$0.00	\$0.00	\$0.00	\$0.00	\$3,433.05	\$27,266.94
SERVICIOS DE ARRENDAMIENTO	\$497,564.93	\$0.00	\$0.00	\$0.00	\$0.00	\$0.00	\$0.00	\$0.00	\$0.00	\$0.00	\$0.00	\$0.00	\$0.00	\$0.00	\$497,564.93
Arrendamiento de edificios	\$29,000.00	\$0.00	\$0.00	\$0.00	\$0.00	\$0.00	\$0.00	\$0.00	\$0.00	\$0.00	\$0.00	\$0.00	\$0.00	\$0.00	\$29,000.00
Arrendamiento de edificios	\$29,000.00	\$0.00	\$0.00	\$0.00	\$0.00	\$0.00	\$0.00	\$0.00	\$0.00	\$0.00	\$0.00	\$0.00	\$0.00	\$0.00	\$29,000.00
Arrendamiento de mobiliario y equipo de ar	\$406,864.93	\$0.00	\$0.00	\$0.00	\$0.00	\$0.00	\$0.00	\$0.00	\$0.00	\$0.00	\$0.00	\$0.00	\$0.00	\$0.00	\$406,864.93
Arrendamiento de mobiliario y equipo de ar	\$406,864.93	\$0.00	\$0.00	\$0.00	\$0.00	\$0.00	\$0.00	\$0.00	\$0.00	\$0.00	\$0.00	\$0.00	\$0.00	\$0.00	\$406,864.93
Arrendamiento de maquinaria, otros equipo	\$8,000.00	\$0.00	\$0.00	\$0.00	\$0.00	\$0.00	\$0.00	\$0.00	\$0.00	\$0.00	\$0.00	\$0.00	\$0.00	\$0.00	\$8,000.00
Arrendamiento de maquinaria, otros equipo	\$8,000.00	\$0.00	\$0.00	\$0.00	\$0.00	\$0.00	\$0.00	\$0.00	\$0.00	\$0.00	\$0.00	\$0.00	\$0.00	\$0.00	\$8,000.00
Arrendamiento de activos intangibles	\$53,700.00	\$0.00	\$0.00	\$0.00	\$0.00	\$0.00	\$0.00	\$0.00	\$0.00	\$0.00	\$0.00	\$0.00	\$0.00	\$0.00	\$53,700.00

Universidad Tecnológica de Chihuahua
Chihuahua

Analítico Mensual de Egresos Pagados por Fuente de Financiamiento al 31/jul/2020
(Cuentas con Movimientos)
(Cifras en pesos y centavos)

Fecha y 17/ago/2020
hora de Impresión 02:06 p.m.

to del Gasto	Presupuesto Vigente	Ene	Feb	Mar	Abr	May	Jun	Jul	Ago	Sep	Oct	Nov	Dic	Total	Diferencia (Vigente - Total)
Arrendamiento de activos intangibles	\$53,700.00	\$0.00	\$0.00	\$0.00	\$0.00	\$0.00	\$0.00	\$0.00	\$0.00	\$0.00	\$0.00	\$0.00	\$0.00	\$0.00	\$53,700.00
SERVICIOS PROFESIONALES, CIENTÍFIC	\$14,907,022.83	\$0.00	\$0.00	\$0.00	\$0.00	\$0.00	\$2,011,006.94	\$796,185.11	\$0.00	\$0.00	\$0.00	\$0.00	\$0.00	\$2,807,192.05	\$12,099,830.78
Servicios legales, de contabilidad, auditoría	\$759,342.37	\$0.00	\$0.00	\$0.00	\$0.00	\$0.00	\$21,886.79	\$21,886.79	\$0.00	\$0.00	\$0.00	\$0.00	\$0.00	\$43,773.58	\$715,568.79
Servicios legales, de contabilidad, auditoría	\$759,342.37	\$0.00	\$0.00	\$0.00	\$0.00	\$0.00	\$21,886.79	\$21,886.79	\$0.00	\$0.00	\$0.00	\$0.00	\$0.00	\$43,773.58	\$715,568.79
Servicios de consultoría administrativa, pro	\$5,211,340.57	\$0.00	\$0.00	\$0.00	\$0.00	\$0.00	\$1,662,313.05	\$455,524.65	\$0.00	\$0.00	\$0.00	\$0.00	\$0.00	\$2,117,837.70	\$3,093,502.87
Servicios de consultoría administrativa, pro	\$5,211,340.57	\$0.00	\$0.00	\$0.00	\$0.00	\$0.00	\$1,662,313.05	\$455,524.65	\$0.00	\$0.00	\$0.00	\$0.00	\$0.00	\$2,117,837.70	\$3,093,502.87
Servicios de capacitación	\$762,835.05	\$0.00	\$0.00	\$0.00	\$0.00	\$0.00	\$42,084.40	\$33,989.65	\$0.00	\$0.00	\$0.00	\$0.00	\$0.00	\$76,074.05	\$686,761.00
Servicios de capacitación	\$762,835.05	\$0.00	\$0.00	\$0.00	\$0.00	\$0.00	\$42,084.40	\$33,989.65	\$0.00	\$0.00	\$0.00	\$0.00	\$0.00	\$76,074.05	\$686,761.00
Servicios de vigilancia	\$4,068,511.84	\$0.00	\$0.00	\$0.00	\$0.00	\$0.00	\$249,973.13	\$250,948.07	\$0.00	\$0.00	\$0.00	\$0.00	\$0.00	\$500,921.20	\$3,567,590.64
Servicios de vigilancia	\$4,068,511.84	\$0.00	\$0.00	\$0.00	\$0.00	\$0.00	\$249,973.13	\$250,948.07	\$0.00	\$0.00	\$0.00	\$0.00	\$0.00	\$500,921.20	\$3,567,590.64
Servicios profesionales, científicos y técnicc	\$4,104,993.00	\$0.00	\$0.00	\$0.00	\$0.00	\$0.00	\$34,749.57	\$33,835.95	\$0.00	\$0.00	\$0.00	\$0.00	\$0.00	\$68,585.52	\$4,036,407.48
Servicios profesionales, científicos y técnicc	\$4,104,993.00	\$0.00	\$0.00	\$0.00	\$0.00	\$0.00	\$34,749.57	\$33,835.95	\$0.00	\$0.00	\$0.00	\$0.00	\$0.00	\$68,585.52	\$4,036,407.48
SERVICIOS FINANCIEROS, BANCARIOS	\$615,875.87	\$0.00	\$0.00	\$0.00	\$0.00	\$0.00	\$10,574.27	\$159,796.19	\$0.00	\$0.00	\$0.00	\$0.00	\$0.00	\$170,370.46	\$445,505.41
Servicios financieros y bancarios	\$260,875.87	\$0.00	\$0.00	\$0.00	\$0.00	\$0.00	\$10,574.27	\$11,410.57	\$0.00	\$0.00	\$0.00	\$0.00	\$0.00	\$21,984.84	\$238,891.03
Servicios financieros y bancarios	\$260,875.87	\$0.00	\$0.00	\$0.00	\$0.00	\$0.00	\$10,574.27	\$11,410.57	\$0.00	\$0.00	\$0.00	\$0.00	\$0.00	\$21,984.84	\$238,891.03
Seguro de bienes patrimoniales	\$355,000.00	\$0.00	\$0.00	\$0.00	\$0.00	\$0.00	\$0.00	\$148,385.62	\$0.00	\$0.00	\$0.00	\$0.00	\$0.00	\$148,385.62	\$206,614.38
Seguro de bienes patrimoniales	\$355,000.00	\$0.00	\$0.00	\$0.00	\$0.00	\$0.00	\$0.00	\$148,385.62	\$0.00	\$0.00	\$0.00	\$0.00	\$0.00	\$148,385.62	\$206,614.38
SERVICIOS DE INSTALACIÓN, REPARAC	\$6,571,312.66	\$0.00	\$0.00	\$0.00	\$0.00	\$0.00	\$810,089.73	\$854,067.72	\$0.00	\$0.00	\$0.00	\$0.00	\$0.00	\$1,664,157.45	\$4,907,155.21
Conservación y mantenimiento menor de in	\$850,064.21	\$0.00	\$0.00	\$0.00	\$0.00	\$0.00	\$168,402.21	\$492,826.00	\$0.00	\$0.00	\$0.00	\$0.00	\$0.00	\$661,228.21	\$188,836.00
Conservación y mantenimiento menor de in	\$850,064.21	\$0.00	\$0.00	\$0.00	\$0.00	\$0.00	\$168,402.21	\$492,826.00	\$0.00	\$0.00	\$0.00	\$0.00	\$0.00	\$661,228.21	\$188,836.00
Instalación, reparación y mantenimiento de	\$13,500.00	\$0.00	\$0.00	\$0.00	\$0.00	\$0.00	\$0.00	\$0.00	\$0.00	\$0.00	\$0.00	\$0.00	\$0.00	\$0.00	\$13,500.00
Instalación, reparación y mantenimiento de	\$13,500.00	\$0.00	\$0.00	\$0.00	\$0.00	\$0.00	\$0.00	\$0.00	\$0.00	\$0.00	\$0.00	\$0.00	\$0.00	\$0.00	\$13,500.00
Reparación y mantenimiento de equipo de t	\$101,200.00	\$0.00	\$0.00	\$0.00	\$0.00	\$0.00	\$115.00	\$0.00	\$0.00	\$0.00	\$0.00	\$0.00	\$0.00	\$115.00	\$101,085.00
Reparación y mantenimiento de equipo de t	\$101,200.00	\$0.00	\$0.00	\$0.00	\$0.00	\$0.00	\$115.00	\$0.00	\$0.00	\$0.00	\$0.00	\$0.00	\$0.00	\$115.00	\$101,085.00
Servicios de limpieza y manejo de desechos	\$4,893,611.42	\$0.00	\$0.00	\$0.00	\$0.00	\$0.00	\$546,568.52	\$313,739.72	\$0.00	\$0.00	\$0.00	\$0.00	\$0.00	\$860,308.24	\$4,033,303.18
Servicios de limpieza y manejo de desechos	\$4,893,611.42	\$0.00	\$0.00	\$0.00	\$0.00	\$0.00	\$546,568.52	\$313,739.72	\$0.00	\$0.00	\$0.00	\$0.00	\$0.00	\$860,308.24	\$4,033,303.18
Servicios de jardinería y fumigación	\$712,937.03	\$0.00	\$0.00	\$0.00	\$0.00	\$0.00	\$95,004.00	\$47,502.00	\$0.00	\$0.00	\$0.00	\$0.00	\$0.00	\$142,506.00	\$570,431.03
Servicios de jardinería y fumigación	\$712,937.03	\$0.00	\$0.00	\$0.00	\$0.00	\$0.00	\$95,004.00	\$47,502.00	\$0.00	\$0.00	\$0.00	\$0.00	\$0.00	\$142,506.00	\$570,431.03
SERVICIOS DE COMUNICACIÓN SOCIAL	\$284,281.76	\$0.00	\$0.00	\$0.00	\$0.00	\$0.00	\$0.00	\$34,319.76	\$0.00	\$0.00	\$0.00	\$0.00	\$0.00	\$34,319.76	\$249,962.00
Difusión por radio, televisión y otros medio	\$284,281.76	\$0.00	\$0.00	\$0.00	\$0.00	\$0.00	\$0.00	\$34,319.76	\$0.00	\$0.00	\$0.00	\$0.00	\$0.00	\$34,319.76	\$249,962.00
Difusión por radio, televisión y otros medio	\$284,281.76	\$0.00	\$0.00	\$0.00	\$0.00	\$0.00	\$0.00	\$34,319.76	\$0.00	\$0.00	\$0.00	\$0.00	\$0.00	\$34,319.76	\$249,962.00
SERVICIOS DE TRASLADOS Y VIÁTICOS	\$1,948,906.02	\$0.00	\$5,766.32	\$0.00	\$0.00	\$0.00	\$317.00	\$53,182.99	\$0.00	\$0.00	\$0.00	\$0.00	\$0.00	\$59,266.31	\$1,889,639.71
Pasajes aéreos	\$802,126.00	\$0.00	\$5,766.32	\$0.00	\$0.00	\$0.00	\$0.00	\$46,422.99	\$0.00	\$0.00	\$0.00	\$0.00	\$0.00	\$52,189.31	\$749,936.69
Pasajes aéreos	\$802,126.00	\$0.00	\$5,766.32	\$0.00	\$0.00	\$0.00	\$0.00	\$46,422.99	\$0.00	\$0.00	\$0.00	\$0.00	\$0.00	\$52,189.31	\$749,936.69
Pasajes terrestres	\$60,960.00	\$0.00	\$0.00	\$0.00	\$0.00	\$0.00	\$0.00	\$0.00	\$0.00	\$0.00	\$0.00	\$0.00	\$0.00	\$0.00	\$60,960.00
Pasajes terrestres	\$60,960.00	\$0.00	\$0.00	\$0.00	\$0.00	\$0.00	\$0.00	\$0.00	\$0.00	\$0.00	\$0.00	\$0.00	\$0.00	\$0.00	\$60,960.00
Viáticos en el país	\$1,075,268.02	\$0.00	\$0.00	\$0.00	\$0.00	\$0.00	\$0.00	\$6,760.00	\$0.00	\$0.00	\$0.00	\$0.00	\$0.00	\$6,760.00	\$1,068,508.02
Viáticos en el país	\$1,075,268.02	\$0.00	\$0.00	\$0.00	\$0.00	\$0.00	\$0.00	\$6,760.00	\$0.00	\$0.00	\$0.00	\$0.00	\$0.00	\$6,760.00	\$1,068,508.02
Otros servicios de traslado y hospedaje	\$10,552.00	\$0.00	\$0.00	\$0.00	\$0.00	\$0.00	\$317.00	\$0.00	\$0.00	\$0.00	\$0.00	\$0.00	\$0.00	\$317.00	\$10,235.00
Otros servicios de traslado y hospedaje	\$10,552.00	\$0.00	\$0.00	\$0.00	\$0.00	\$0.00	\$317.00	\$0.00	\$0.00	\$0.00	\$0.00	\$0.00	\$0.00	\$317.00	\$10,235.00

pervisor

tAnalíticoPresupuestoEgresos_FF

to del Gasto	Presupuesto Vigente	Ene	Feb	Mar	Abr	May	Jun	Jul	Ago	Sep	Oct	Nov	Dic	Total	Diferencia (Vigente - Total)
SERVICIOS OFICIALES	\$1,135,661.17	\$0.00	\$0.00	\$0.00	\$0.00	\$0.00	\$29,499.07	\$20,997.58	\$0.00	\$0.00	\$0.00	\$0.00	\$0.00	\$50,496.65	\$1,085,164.52
Gastos de orden social y cultural	\$1,075,661.17	\$0.00	\$0.00	\$0.00	\$0.00	\$0.00	\$29,499.07	\$20,997.58	\$0.00	\$0.00	\$0.00	\$0.00	\$0.00	\$50,496.65	\$1,025,164.52
Gastos de orden social y cultural	\$330,778.17	\$0.00	\$0.00	\$0.00	\$0.00	\$0.00	\$29,499.07	\$20,997.58	\$0.00	\$0.00	\$0.00	\$0.00	\$0.00	\$50,496.65	\$280,281.52
Eventos Académicos, Deportivos y Culturales	\$744,883.00	\$0.00	\$0.00	\$0.00	\$0.00	\$0.00	\$0.00	\$0.00	\$0.00	\$0.00	\$0.00	\$0.00	\$0.00	\$0.00	\$744,883.00
Congresos y convenciones	\$60,000.00	\$0.00	\$0.00	\$0.00	\$0.00	\$0.00	\$0.00	\$0.00	\$0.00	\$0.00	\$0.00	\$0.00	\$0.00	\$0.00	\$60,000.00
Congresos y convenciones	\$60,000.00	\$0.00	\$0.00	\$0.00	\$0.00	\$0.00	\$0.00	\$0.00	\$0.00	\$0.00	\$0.00	\$0.00	\$0.00	\$0.00	\$60,000.00
OTROS SERVICIOS GENERALES	\$96,000.00	\$0.00	\$0.00	\$0.00	\$0.00	\$0.00	\$0.00	\$0.00	\$0.00	\$0.00	\$0.00	\$0.00	\$0.00	\$0.00	\$96,000.00
Penas, multas, accesorios y actualizaciones	\$96,000.00	\$0.00	\$0.00	\$0.00	\$0.00	\$0.00	\$0.00	\$0.00	\$0.00	\$0.00	\$0.00	\$0.00	\$0.00	\$0.00	\$96,000.00
Penas, multas, accesorios y actualizaciones	\$96,000.00	\$0.00	\$0.00	\$0.00	\$0.00	\$0.00	\$0.00	\$0.00	\$0.00	\$0.00	\$0.00	\$0.00	\$0.00	\$0.00	\$96,000.00
TRANSFERENCIAS, ASIGNACIONES	\$2,924,499.00	\$0.00	\$0.00	\$0.00	\$0.00	\$0.00	\$55,870.00	\$87,415.00	\$0.00	\$0.00	\$0.00	\$0.00	\$0.00	\$143,285.00	\$2,781,214.00
AYUDAS SOCIALES	\$2,865,099.00	\$0.00	\$0.00	\$0.00	\$0.00	\$0.00	\$29,470.00	\$54,415.00	\$0.00	\$0.00	\$0.00	\$0.00	\$0.00	\$83,885.00	\$2,781,214.00
Becas y otras ayudas para programas de c	\$2,365,099.00	\$0.00	\$0.00	\$0.00	\$0.00	\$0.00	\$29,470.00	\$54,415.00	\$0.00	\$0.00	\$0.00	\$0.00	\$0.00	\$83,885.00	\$2,281,214.00
Becas y otras ayudas para programas de c	\$2,365,099.00	\$0.00	\$0.00	\$0.00	\$0.00	\$0.00	\$29,470.00	\$54,415.00	\$0.00	\$0.00	\$0.00	\$0.00	\$0.00	\$83,885.00	\$2,281,214.00
Ayudas sociales a instituciones sin fines de	\$500,000.00	\$0.00	\$0.00	\$0.00	\$0.00	\$0.00	\$0.00	\$0.00	\$0.00	\$0.00	\$0.00	\$0.00	\$0.00	\$0.00	\$500,000.00
Ayudas sociales a instituciones sin fines de	\$500,000.00	\$0.00	\$0.00	\$0.00	\$0.00	\$0.00	\$0.00	\$0.00	\$0.00	\$0.00	\$0.00	\$0.00	\$0.00	\$0.00	\$500,000.00
DONATIVOS	\$59,400.00	\$0.00	\$0.00	\$0.00	\$0.00	\$0.00	\$26,400.00	\$33,000.00	\$0.00	\$0.00	\$0.00	\$0.00	\$0.00	\$59,400.00	\$0.00
Donativos a instituciones sin fines de lucro	\$59,400.00	\$0.00	\$0.00	\$0.00	\$0.00	\$0.00	\$26,400.00	\$33,000.00	\$0.00	\$0.00	\$0.00	\$0.00	\$0.00	\$59,400.00	\$0.00
Donativos a instituciones sin fines de lucro	\$59,400.00	\$0.00	\$0.00	\$0.00	\$0.00	\$0.00	\$26,400.00	\$33,000.00	\$0.00	\$0.00	\$0.00	\$0.00	\$0.00	\$59,400.00	\$0.00
BIENES MUEBLES, INMUEBLES E II	\$222,477.07	\$0.00	\$0.00	\$0.00	\$0.00	\$0.00	\$0.00	\$220,573.44	\$0.00	\$0.00	\$0.00	\$0.00	\$0.00	\$220,573.44	\$1,903.63
MOBILIARIO Y EQUIPO DE ADMINISTRAC	\$90,939.69	\$0.00	\$0.00	\$0.00	\$0.00	\$0.00	\$0.00	\$89,036.06	\$0.00	\$0.00	\$0.00	\$0.00	\$0.00	\$89,036.06	\$1,903.63
Equipo de cómputo y de tecnologías de la i	\$90,939.69	\$0.00	\$0.00	\$0.00	\$0.00	\$0.00	\$0.00	\$89,036.06	\$0.00	\$0.00	\$0.00	\$0.00	\$0.00	\$89,036.06	\$1,903.63
Equipo de cómputo y de tecnología de la inf	\$90,939.69	\$0.00	\$0.00	\$0.00	\$0.00	\$0.00	\$0.00	\$89,036.06	\$0.00	\$0.00	\$0.00	\$0.00	\$0.00	\$89,036.06	\$1,903.63
MAQUINARIA, OTROS EQUIPOS Y HERRA	\$131,537.38	\$0.00	\$0.00	\$0.00	\$0.00	\$0.00	\$0.00	\$131,537.38	\$0.00	\$0.00	\$0.00	\$0.00	\$0.00	\$131,537.38	\$0.00
Herramientas y máquinas-herramienta	\$12,009.38	\$0.00	\$0.00	\$0.00	\$0.00	\$0.00	\$0.00	\$12,009.38	\$0.00	\$0.00	\$0.00	\$0.00	\$0.00	\$12,009.38	\$0.00
Herramientas y máquinas-herramienta	\$12,009.38	\$0.00	\$0.00	\$0.00	\$0.00	\$0.00	\$0.00	\$12,009.38	\$0.00	\$0.00	\$0.00	\$0.00	\$0.00	\$12,009.38	\$0.00
Otros equipos	\$119,528.00	\$0.00	\$0.00	\$0.00	\$0.00	\$0.00	\$0.00	\$119,528.00	\$0.00	\$0.00	\$0.00	\$0.00	\$0.00	\$119,528.00	\$0.00
Otros equipos	\$119,528.00	\$0.00	\$0.00	\$0.00	\$0.00	\$0.00	\$0.00	\$119,528.00	\$0.00	\$0.00	\$0.00	\$0.00	\$0.00	\$119,528.00	\$0.00
Ingresos Propios de Entidades Paraes	\$34,821,699.02	\$0.00	\$5,766.32	\$0.00	\$0.00	\$0.00	\$3,897,046.71	\$2,836,581.32	\$0.00	\$0.00	\$0.00	\$0.00	\$0.00	\$6,739,394.35	\$28,082,304.67

179520 RECURSOS DEL SECTOR PRIVADO QUE NO SEAN PARA UN PROGRAMA ESTATAL ESTABLECIDO

TRANSFERENCIAS, ASIGNACIONES	\$1,014,106.33	\$220,157.87	\$171,499.24	\$288,841.85	\$137,530.00	\$89,825.20	\$19,898.04	\$86,354.13	\$0.00	\$0.00	\$0.00	\$0.00	\$0.00	\$1,014,106.33	\$0.00
AYUDAS SOCIALES	\$1,014,106.33	\$220,157.87	\$171,499.24	\$288,841.85	\$137,530.00	\$89,825.20	\$19,898.04	\$86,354.13	\$0.00	\$0.00	\$0.00	\$0.00	\$0.00	\$1,014,106.33	\$0.00
Becas y otras ayudas para programas de c	\$1,014,106.33	\$220,157.87	\$171,499.24	\$288,841.85	\$137,530.00	\$89,825.20	\$19,898.04	\$86,354.13	\$0.00	\$0.00	\$0.00	\$0.00	\$0.00	\$1,014,106.33	\$0.00
BECAS POR SERVICIO SOCIAL/PRACTIK	\$1,014,106.33	\$220,157.87	\$171,499.24	\$288,841.85	\$137,530.00	\$89,825.20	\$19,898.04	\$86,354.13	\$0.00	\$0.00	\$0.00	\$0.00	\$0.00	\$1,014,106.33	\$0.00
RECURSOS DEL SECTOR PRIVADO C	\$1,014,106.33	\$220,157.87	\$171,499.24	\$288,841.85	\$137,530.00	\$89,825.20	\$19,898.04	\$86,354.13	\$0.00	\$0.00	\$0.00	\$0.00	\$0.00	\$1,014,106.33	\$0.00

250000 Programa para la inclusión y Equidad Educativa (PIEE)

MATERIALES Y SUMINISTROS	\$54,741.91	\$0.00	\$0.00	\$0.00	\$0.00	\$0.00	\$49,869.91	\$0.00	\$0.00	\$0.00	\$0.00	\$0.00	\$0.00	\$49,869.91	\$4,872.00
---------------------------------	--------------------	---------------	---------------	---------------	---------------	---------------	--------------------	---------------	---------------	---------------	---------------	---------------	---------------	--------------------	-------------------

to del Gasto	Presupuesto Vigente	Ene	Feb	Mar	Abr	May	Jun	Jul	Ago	Sep	Oct	Nov	Dic	Total	Diferencia (Vigente - Total)
MATERIALES Y ARTÍCULOS DE CONSTR	\$54,741.91	\$0.00	\$0.00	\$0.00	\$0.00	\$0.00	\$49,869.91	\$0.00	\$0.00	\$0.00	\$0.00	\$0.00	\$0.00	\$49,869.91	\$4,872.00
Materiales complementarios	\$4,872.00	\$0.00	\$0.00	\$0.00	\$0.00	\$0.00	\$0.00	\$0.00	\$0.00	\$0.00	\$0.00	\$0.00	\$0.00	\$0.00	\$4,872.00
Materiales complementarios	\$4,872.00	\$0.00	\$0.00	\$0.00	\$0.00	\$0.00	\$0.00	\$0.00	\$0.00	\$0.00	\$0.00	\$0.00	\$0.00	\$0.00	\$4,872.00
Otros materiales y artículos de construcción	\$49,869.91	\$0.00	\$0.00	\$0.00	\$0.00	\$0.00	\$49,869.91	\$0.00	\$0.00	\$0.00	\$0.00	\$0.00	\$0.00	\$49,869.91	\$0.00
Otros materiales y artículos de construcción	\$49,869.91	\$0.00	\$0.00	\$0.00	\$0.00	\$0.00	\$49,869.91	\$0.00	\$0.00	\$0.00	\$0.00	\$0.00	\$0.00	\$49,869.91	\$0.00
SERVICIOS GENERALES	\$234,458.74	\$0.00	\$0.00	\$0.00	\$0.00	\$178,993.80	\$13,444.17	\$0.00	\$0.00	\$0.00	\$0.00	\$0.00	\$0.00	\$192,437.97	\$42,020.77
SERVICIOS DE INSTALACIÓN, REPARAC	\$234,458.74	\$0.00	\$0.00	\$0.00	\$0.00	\$178,993.80	\$13,444.17	\$0.00	\$0.00	\$0.00	\$0.00	\$0.00	\$0.00	\$192,437.97	\$42,020.77
Conservación y mantenimiento menor de in	\$234,458.74	\$0.00	\$0.00	\$0.00	\$0.00	\$178,993.80	\$13,444.17	\$0.00	\$0.00	\$0.00	\$0.00	\$0.00	\$0.00	\$192,437.97	\$42,020.77
Conservación y mantenimiento menor de in	\$234,458.74	\$0.00	\$0.00	\$0.00	\$0.00	\$178,993.80	\$13,444.17	\$0.00	\$0.00	\$0.00	\$0.00	\$0.00	\$0.00	\$192,437.97	\$42,020.77
Programa para la inclusión y Equidad	\$289,200.65	\$0.00	\$0.00	\$0.00	\$0.00	\$178,993.80	\$63,314.08	\$0.00	\$0.00	\$0.00	\$0.00	\$0.00	\$0.00	\$242,307.88	\$46,892.77

253119 Fondo De Aportaciones Múltiples Infraestructura Educativa Superior (FAM) 2019

MATERIALES Y SUMINISTROS	\$19,140.00	\$0.00	\$19,140.00	\$0.00	\$0.00	\$0.00	\$0.00	\$0.00	\$0.00	\$0.00	\$0.00	\$0.00	\$0.00	\$19,140.00	\$0.00
HERRAMIENTAS, REFACCIONES Y ACCE	\$19,140.00	\$0.00	\$19,140.00	\$0.00	\$0.00	\$0.00	\$0.00	\$0.00	\$0.00	\$0.00	\$0.00	\$0.00	\$0.00	\$19,140.00	\$0.00
Refacciones y accesorios menores de equi	\$19,140.00	\$0.00	\$19,140.00	\$0.00	\$0.00	\$0.00	\$0.00	\$0.00	\$0.00	\$0.00	\$0.00	\$0.00	\$0.00	\$19,140.00	\$0.00
Refacciones y accesorios menores de equi	\$19,140.00	\$0.00	\$19,140.00	\$0.00	\$0.00	\$0.00	\$0.00	\$0.00	\$0.00	\$0.00	\$0.00	\$0.00	\$0.00	\$19,140.00	\$0.00
SERVICIOS GENERALES	\$182,631.56	\$0.00	\$91,315.78	\$45,657.89	\$45,657.89	\$0.00	\$0.00	\$0.00	\$0.00	\$0.00	\$0.00	\$0.00	\$0.00	\$182,631.56	\$0.00
SERVICIOS DE INSTALACIÓN, REPARAC	\$182,631.56	\$0.00	\$91,315.78	\$45,657.89	\$45,657.89	\$0.00	\$0.00	\$0.00	\$0.00	\$0.00	\$0.00	\$0.00	\$0.00	\$182,631.56	\$0.00
Conservación y mantenimiento menor de in	\$182,631.56	\$0.00	\$91,315.78	\$45,657.89	\$45,657.89	\$0.00	\$0.00	\$0.00	\$0.00	\$0.00	\$0.00	\$0.00	\$0.00	\$182,631.56	\$0.00
Conservación y mantenimiento menor de in	\$182,631.56	\$0.00	\$91,315.78	\$45,657.89	\$45,657.89	\$0.00	\$0.00	\$0.00	\$0.00	\$0.00	\$0.00	\$0.00	\$0.00	\$182,631.56	\$0.00
BIENES MUEBLES, INMUEBLES E II	\$786,480.00	\$0.00	\$0.00	\$0.00	\$786,480.00	\$0.00	\$0.00	\$0.00	\$0.00	\$0.00	\$0.00	\$0.00	\$0.00	\$786,480.00	\$0.00
MOBILIARIO Y EQUIPO DE ADMINISTRAC	\$786,480.00	\$0.00	\$0.00	\$0.00	\$786,480.00	\$0.00	\$0.00	\$0.00	\$0.00	\$0.00	\$0.00	\$0.00	\$0.00	\$786,480.00	\$0.00
Equipo de cómputo y de tecnologías de la ir	\$786,480.00	\$0.00	\$0.00	\$0.00	\$786,480.00	\$0.00	\$0.00	\$0.00	\$0.00	\$0.00	\$0.00	\$0.00	\$0.00	\$786,480.00	\$0.00
Equipo de cómputo y de tecnología de la inf	\$786,480.00	\$0.00	\$0.00	\$0.00	\$786,480.00	\$0.00	\$0.00	\$0.00	\$0.00	\$0.00	\$0.00	\$0.00	\$0.00	\$786,480.00	\$0.00
Fondo De Aportaciones Múltiples Infr	\$988,251.56	\$0.00	\$110,455.78	\$45,657.89	\$832,137.89	\$0.00	\$0.00	\$0.00	\$0.00	\$0.00	\$0.00	\$0.00	\$0.00	\$988,251.56	\$0.00

255519 Programa de fortalecimiento de la calidad educativa PFCE 2019

BIENES MUEBLES, INMUEBLES E II	\$811,082.00	\$0.00	\$0.00	\$397,010.00	\$0.00	\$0.00	\$0.00	\$414,072.00	\$0.00	\$0.00	\$0.00	\$0.00	\$0.00	\$811,082.00	\$0.00
MOBILIARIO Y EQUIPO DE ADMINISTRAC	\$397,010.00	\$0.00	\$0.00	\$397,010.00	\$0.00	\$0.00	\$0.00	\$0.00	\$0.00	\$0.00	\$0.00	\$0.00	\$0.00	\$397,010.00	\$0.00
Equipo de cómputo y de tecnologías de la ir	\$397,010.00	\$0.00	\$0.00	\$397,010.00	\$0.00	\$0.00	\$0.00	\$0.00	\$0.00	\$0.00	\$0.00	\$0.00	\$0.00	\$397,010.00	\$0.00
Equipo de cómputo y de tecnología de la inf	\$397,010.00	\$0.00	\$0.00	\$397,010.00	\$0.00	\$0.00	\$0.00	\$0.00	\$0.00	\$0.00	\$0.00	\$0.00	\$0.00	\$397,010.00	\$0.00
MAQUINARIA, OTROS EQUIPOS Y HERRA	\$414,072.00	\$0.00	\$0.00	\$0.00	\$0.00	\$0.00	\$0.00	\$414,072.00	\$0.00	\$0.00	\$0.00	\$0.00	\$0.00	\$414,072.00	\$0.00
Otros equipos	\$414,072.00	\$0.00	\$0.00	\$0.00	\$0.00	\$0.00	\$0.00	\$414,072.00	\$0.00	\$0.00	\$0.00	\$0.00	\$0.00	\$414,072.00	\$0.00
Otros equipos	\$414,072.00	\$0.00	\$0.00	\$0.00	\$0.00	\$0.00	\$0.00	\$414,072.00	\$0.00	\$0.00	\$0.00	\$0.00	\$0.00	\$414,072.00	\$0.00
Programa de fortalecimiento de la cali	\$811,082.00	\$0.00	\$0.00	\$397,010.00	\$0.00	\$0.00	\$0.00	\$414,072.00	\$0.00	\$0.00	\$0.00	\$0.00	\$0.00	\$811,082.00	\$0.00

259020 Reasignaciones de Recursos Federales Ordinarias Secretaria de Educación Publica

Universidad Tecnológica de Chihuahua
Chihuahua

Analítico Mensual de Egresos Pagados por Fuente de Financiamiento al 31/jul/2020
(Cuentas con Movimientos)
(Cifras en pesos y centavos)

Fecha y 17/ago/2020
hora de Impresión 02:06 p.m.

to del Gasto	Presupuesto Vigente	Ene	Feb	Mar	Abr	May	Jun	Jul	Ago	Sep	Oct	Nov	Dic	Total	Diferencia (Vigente - Total)
SERVICIOS PERSONALES	\$57,219,307.00	\$4,662,023.58	\$3,357,584.04	\$3,362,043.72	\$6,877,735.94	\$4,594,798.36	\$4,918,928.55	\$5,095,378.54	\$0.00	\$0.00	\$0.00	\$0.00	\$0.00	\$32,868,492.73	\$24,350,814.27
REMUNERACIONES AL PERSONAL DE C	\$38,005,830.75	\$2,913,415.50	\$3,028,374.81	\$3,032,358.00	\$2,971,385.06	\$2,882,791.91	\$2,921,254.03	\$2,922,763.64	\$0.00	\$0.00	\$0.00	\$0.00	\$0.00	\$20,672,342.95	\$17,333,487.80
Sueldos base al personal permanente	\$38,005,830.75	\$2,913,415.50	\$3,028,374.81	\$3,032,358.00	\$2,971,385.06	\$2,882,791.91	\$2,921,254.03	\$2,922,763.64	\$0.00	\$0.00	\$0.00	\$0.00	\$0.00	\$20,672,342.95	\$17,333,487.80
Sueldos base al personal permanente	\$38,005,830.75	\$2,913,415.50	\$3,028,374.81	\$3,032,358.00	\$2,971,385.06	\$2,882,791.91	\$2,921,254.03	\$2,922,763.64	\$0.00	\$0.00	\$0.00	\$0.00	\$0.00	\$20,672,342.95	\$17,333,487.80
REMUNERACIONES AL PERSONAL DE C	\$60,020.73	\$4,761.84	\$5,246.12	\$4,035.47	\$4,371.74	\$4,560.06	\$4,842.55	\$6,860.28	\$0.00	\$0.00	\$0.00	\$0.00	\$0.00	\$34,678.06	\$25,342.67
Honorarios asimilables a salarios	\$60,020.73	\$4,761.84	\$5,246.12	\$4,035.47	\$4,371.74	\$4,560.06	\$4,842.55	\$6,860.28	\$0.00	\$0.00	\$0.00	\$0.00	\$0.00	\$34,678.06	\$25,342.67
Honorarios asimilables a salarios	\$60,020.73	\$4,761.84	\$5,246.12	\$4,035.47	\$4,371.74	\$4,560.06	\$4,842.55	\$6,860.28	\$0.00	\$0.00	\$0.00	\$0.00	\$0.00	\$34,678.06	\$25,342.67
REMUNERACIONES ADICIONALES Y ESF	\$4,973,931.85	\$596,101.35	\$0.00	\$0.00	\$1,849,766.12	\$586,322.59	\$593,894.61	\$595,331.25	\$0.00	\$0.00	\$0.00	\$0.00	\$0.00	\$4,221,415.92	\$752,515.93
Primas de vacaciones, dominical y gratifica	\$4,973,931.85	\$596,101.35	\$0.00	\$0.00	\$1,849,766.12	\$586,322.59	\$593,894.61	\$595,331.25	\$0.00	\$0.00	\$0.00	\$0.00	\$0.00	\$4,221,415.92	\$752,515.93
Primas de vacaciones, dominical y gratifica	\$4,973,931.85	\$596,101.35	\$0.00	\$0.00	\$1,849,766.12	\$586,322.59	\$593,894.61	\$595,331.25	\$0.00	\$0.00	\$0.00	\$0.00	\$0.00	\$4,221,415.92	\$752,515.93
SEGURIDAD SOCIAL	\$8,191,533.22	\$556,155.61	\$0.00	\$0.00	\$1,736,016.25	\$548,197.18	\$555,422.68	\$556,793.58	\$0.00	\$0.00	\$0.00	\$0.00	\$0.00	\$3,952,585.30	\$4,238,947.92
Aportaciones de seguridad social	\$3,874,467.21	\$362,902.12	\$0.00	\$0.00	\$1,132,783.89	\$357,709.10	\$362,423.95	\$363,318.49	\$0.00	\$0.00	\$0.00	\$0.00	\$0.00	\$2,579,137.55	\$1,295,329.66
Aportaciones de seguridad social	\$3,874,467.21	\$362,902.12	\$0.00	\$0.00	\$1,132,783.89	\$357,709.10	\$362,423.95	\$363,318.49	\$0.00	\$0.00	\$0.00	\$0.00	\$0.00	\$2,579,137.55	\$1,295,329.66
Aportaciones a fondos de vivienda	\$2,542,218.65	\$138,038.19	\$0.00	\$0.00	\$430,880.23	\$136,062.90	\$137,856.23	\$138,196.49	\$0.00	\$0.00	\$0.00	\$0.00	\$0.00	\$981,034.04	\$1,561,184.61
Aportaciones a fondos de vivienda	\$2,542,218.65	\$138,038.19	\$0.00	\$0.00	\$430,880.23	\$136,062.90	\$137,856.23	\$138,196.49	\$0.00	\$0.00	\$0.00	\$0.00	\$0.00	\$981,034.04	\$1,561,184.61
Aportaciones al sistema para el retiro	\$1,774,847.36	\$55,215.30	\$0.00	\$0.00	\$172,352.13	\$54,425.18	\$55,142.50	\$55,278.60	\$0.00	\$0.00	\$0.00	\$0.00	\$0.00	\$392,413.71	\$1,382,433.65
Aportaciones al sistema para el retiro	\$1,774,847.36	\$55,215.30	\$0.00	\$0.00	\$172,352.13	\$54,425.18	\$55,142.50	\$55,278.60	\$0.00	\$0.00	\$0.00	\$0.00	\$0.00	\$392,413.71	\$1,382,433.65
OTRAS PRESTACIONES SOCIALES Y ECI	\$5,987,990.45	\$591,589.28	\$323,963.11	\$325,650.25	\$316,196.77	\$572,926.62	\$843,514.68	\$1,013,629.79	\$0.00	\$0.00	\$0.00	\$0.00	\$0.00	\$3,987,470.50	\$2,000,519.95
Cuotas para el fondo de ahorro y fondo de t	\$710,574.03	\$0.00	\$1,355.53	\$3,128.12	\$0.00	\$605.33	\$2,029.58	\$702,759.49	\$0.00	\$0.00	\$0.00	\$0.00	\$0.00	\$709,878.05	\$695.98
Cuotas para el fondo de ahorro y fondo de t	\$710,574.03	\$0.00	\$1,355.53	\$3,128.12	\$0.00	\$605.33	\$2,029.58	\$702,759.49	\$0.00	\$0.00	\$0.00	\$0.00	\$0.00	\$709,878.05	\$695.98
Indemnizaciones	\$558,924.49	\$25,572.18	\$0.00	\$0.00	\$0.00	\$0.00	\$531,832.30	\$0.00	\$0.00	\$0.00	\$0.00	\$0.00	\$0.00	\$557,404.48	\$1,520.01
Indemnizaciones	\$558,924.49	\$25,572.18	\$0.00	\$0.00	\$0.00	\$0.00	\$531,832.30	\$0.00	\$0.00	\$0.00	\$0.00	\$0.00	\$0.00	\$557,404.48	\$1,520.01
Prestaciones contractuales	\$4,704,721.07	\$566,017.10	\$322,607.58	\$322,522.13	\$316,196.77	\$572,321.29	\$309,652.80	\$310,870.30	\$0.00	\$0.00	\$0.00	\$0.00	\$0.00	\$2,720,187.97	\$1,984,533.10
Prestaciones contractuales	\$4,704,721.07	\$566,017.10	\$322,607.58	\$322,522.13	\$316,196.77	\$572,321.29	\$309,652.80	\$310,870.30	\$0.00	\$0.00	\$0.00	\$0.00	\$0.00	\$2,720,187.97	\$1,984,533.10
Otras prestaciones sociales y económicas	\$13,770.86	\$0.00	\$0.00	\$0.00	\$0.00	\$0.00	\$0.00	\$0.00	\$0.00	\$0.00	\$0.00	\$0.00	\$0.00	\$0.00	\$13,770.86
Otras prestaciones sociales y económicas	\$13,770.86	\$0.00	\$0.00	\$0.00	\$0.00	\$0.00	\$0.00	\$0.00	\$0.00	\$0.00	\$0.00	\$0.00	\$0.00	\$0.00	\$13,770.86
MATERIALES Y SUMINISTROS	\$965,834.39	\$0.00	\$0.00	\$0.00	\$0.00	\$0.00	\$0.00	\$0.00	\$0.00	\$0.00	\$0.00	\$0.00	\$0.00	\$0.00	\$965,834.39
MATERIALES DE ADMINISTRACIÓN, EMI	\$961,534.39	\$0.00	\$0.00	\$0.00	\$0.00	\$0.00	\$0.00	\$0.00	\$0.00	\$0.00	\$0.00	\$0.00	\$0.00	\$0.00	\$961,534.39
Materiales, útiles y equipos menores de ofic	\$578,582.89	\$0.00	\$0.00	\$0.00	\$0.00	\$0.00	\$0.00	\$0.00	\$0.00	\$0.00	\$0.00	\$0.00	\$0.00	\$0.00	\$578,582.89
Materiales, útiles y equipos menores de ofic	\$578,582.89	\$0.00	\$0.00	\$0.00	\$0.00	\$0.00	\$0.00	\$0.00	\$0.00	\$0.00	\$0.00	\$0.00	\$0.00	\$0.00	\$578,582.89
Material de limpieza	\$382,951.50	\$0.00	\$0.00	\$0.00	\$0.00	\$0.00	\$0.00	\$0.00	\$0.00	\$0.00	\$0.00	\$0.00	\$0.00	\$0.00	\$382,951.50
Material de limpieza	\$382,951.50	\$0.00	\$0.00	\$0.00	\$0.00	\$0.00	\$0.00	\$0.00	\$0.00	\$0.00	\$0.00	\$0.00	\$0.00	\$0.00	\$382,951.50
MATERIALES Y ARTÍCULOS DE CONSTR	\$4,300.00	\$0.00	\$0.00	\$0.00	\$0.00	\$0.00	\$0.00	\$0.00	\$0.00	\$0.00	\$0.00	\$0.00	\$0.00	\$0.00	\$4,300.00
Materiales complementarios	\$4,300.00	\$0.00	\$0.00	\$0.00	\$0.00	\$0.00	\$0.00	\$0.00	\$0.00	\$0.00	\$0.00	\$0.00	\$0.00	\$0.00	\$4,300.00
Materiales complementarios	\$4,300.00	\$0.00	\$0.00	\$0.00	\$0.00	\$0.00	\$0.00	\$0.00	\$0.00	\$0.00	\$0.00	\$0.00	\$0.00	\$0.00	\$4,300.00
SERVICIOS GENERALES	\$1,182,265.40	\$0.00	\$49,102.80	\$0.00	\$0.00	\$0.00	\$0.00	\$0.00	\$0.00	\$0.00	\$0.00	\$0.00	\$0.00	\$49,102.80	\$1,133,162.60
SERVICIOS BÁSICOS	\$1,133,162.60	\$0.00	\$0.00	\$0.00	\$0.00	\$0.00	\$0.00	\$0.00	\$0.00	\$0.00	\$0.00	\$0.00	\$0.00	\$0.00	\$1,133,162.60
Energía eléctrica	\$1,133,162.60	\$0.00	\$0.00	\$0.00	\$0.00	\$0.00	\$0.00	\$0.00	\$0.00	\$0.00	\$0.00	\$0.00	\$0.00	\$0.00	\$1,133,162.60
Energía eléctrica	\$1,133,162.60	\$0.00	\$0.00	\$0.00	\$0.00	\$0.00	\$0.00	\$0.00	\$0.00	\$0.00	\$0.00	\$0.00	\$0.00	\$0.00	\$1,133,162.60
SERVICIOS DE INSTALACIÓN, REPARAC	\$49,102.80	\$0.00	\$49,102.80	\$0.00	\$0.00	\$0.00	\$0.00	\$0.00	\$0.00	\$0.00	\$0.00	\$0.00	\$0.00	\$49,102.80	\$0.00



pervisor
tAnalíticoPresupuestoEgresos_FF

Universidad Tecnológica de Chihuahua
Chihuahua

Analítico Mensual de Egresos Pagados por Fuente de Financiamiento al 31/jul/2020
(Cuentas con Movimientos)
(Cifras en pesos y centavos)

Fecha y 17/ago/2020
hora de Impresión 02:06 p.m.

to del Gasto	Presupuesto Vigente	Ene	Feb	Mar	Abr	May	Jun	Jul	Ago	Sep	Oct	Nov	Dic	Total	Diferencia (Vigente - Total)
Conservación y mantenimiento menor de in	\$49,102.80	\$0.00	\$49,102.80	\$0.00	\$0.00	\$0.00	\$0.00	\$0.00	\$0.00	\$0.00	\$0.00	\$0.00	\$0.00	\$49,102.80	\$0.00
Conservación y mantenimiento menor de in	\$49,102.80	\$0.00	\$49,102.80	\$0.00	\$0.00	\$0.00	\$0.00	\$0.00	\$0.00	\$0.00	\$0.00	\$0.00	\$0.00	\$49,102.80	\$0.00
Reasignaciones de Recursos Federales	\$59,367,406.79	\$4,662,023.58	\$3,406,686.84	\$3,362,043.72	\$6,877,735.94	\$4,594,798.36	\$4,918,928.55	\$5,095,378.54	\$0.00	\$0.00	\$0.00	\$0.00	\$0.00	\$32,917,595.53	\$26,449,811.26
279020 PRODEP															
MATERIALES Y SUMINISTROS	\$16,605.04	\$0.00	\$0.00	\$174.00	\$0.00	\$0.00	\$9,823.11	\$4,721.20	\$0.00	\$0.00	\$0.00	\$0.00	\$0.00	\$14,718.31	\$1,886.73
MATERIALES DE ADMINISTRACIÓN, EMI	\$5,742.23	\$0.00	\$0.00	\$0.00	\$0.00	\$0.00	\$5,742.23	\$0.00	\$0.00	\$0.00	\$0.00	\$0.00	\$0.00	\$5,742.23	\$0.00
Materiales, útiles y equipos menores de ofic	\$5,742.23	\$0.00	\$0.00	\$0.00	\$0.00	\$0.00	\$5,742.23	\$0.00	\$0.00	\$0.00	\$0.00	\$0.00	\$0.00	\$5,742.23	\$0.00
Materiales, útiles y equipos menores de ofic	\$5,742.23	\$0.00	\$0.00	\$0.00	\$0.00	\$0.00	\$5,742.23	\$0.00	\$0.00	\$0.00	\$0.00	\$0.00	\$0.00	\$5,742.23	\$0.00
HERRAMIENTAS, REFACCIONES Y ACCE	\$10,862.81	\$0.00	\$0.00	\$174.00	\$0.00	\$0.00	\$4,080.88	\$4,721.20	\$0.00	\$0.00	\$0.00	\$0.00	\$0.00	\$8,976.08	\$1,886.73
Refacciones y accesorios menores de equi	\$10,862.81	\$0.00	\$0.00	\$174.00	\$0.00	\$0.00	\$4,080.88	\$4,721.20	\$0.00	\$0.00	\$0.00	\$0.00	\$0.00	\$8,976.08	\$1,886.73
Refacciones y accesorios menores de equi	\$10,862.81	\$0.00	\$0.00	\$174.00	\$0.00	\$0.00	\$4,080.88	\$4,721.20	\$0.00	\$0.00	\$0.00	\$0.00	\$0.00	\$8,976.08	\$1,886.73
SERVICIOS GENERALES	\$2,622.02	\$0.00	\$0.00	\$0.00	\$0.00	\$0.00	\$0.00	\$0.00	\$0.00	\$0.00	\$0.00	\$0.00	\$0.00	\$0.00	\$2,622.02
SERVICIOS OFICIALES	\$2,622.02	\$0.00	\$0.00	\$0.00	\$0.00	\$0.00	\$0.00	\$0.00	\$0.00	\$0.00	\$0.00	\$0.00	\$0.00	\$0.00	\$2,622.02
Gastos de orden social y cultural	\$2,622.02	\$0.00	\$0.00	\$0.00	\$0.00	\$0.00	\$0.00	\$0.00	\$0.00	\$0.00	\$0.00	\$0.00	\$0.00	\$0.00	\$2,622.02
Gastos de orden social y cultural	\$2,622.02	\$0.00	\$0.00	\$0.00	\$0.00	\$0.00	\$0.00	\$0.00	\$0.00	\$0.00	\$0.00	\$0.00	\$0.00	\$0.00	\$2,622.02
BIENES MUEBLES, INMUEBLES E II	\$48,871.28	\$0.00	\$0.00	\$36,150.08	\$0.00	\$0.00	\$0.00	\$0.00	\$0.00	\$0.00	\$0.00	\$0.00	\$0.00	\$36,150.08	\$12,721.20
MOBILIARIO Y EQUIPO DE ADMINISTRAC	\$26,370.07	\$0.00	\$0.00	\$21,648.87	\$0.00	\$0.00	\$0.00	\$0.00	\$0.00	\$0.00	\$0.00	\$0.00	\$0.00	\$21,648.87	\$4,721.20
Equipo de cómputo y de tecnologías de la ir	\$26,370.07	\$0.00	\$0.00	\$21,648.87	\$0.00	\$0.00	\$0.00	\$0.00	\$0.00	\$0.00	\$0.00	\$0.00	\$0.00	\$21,648.87	\$4,721.20
Equipo de cómputo y de tecnología de la int	\$26,370.07	\$0.00	\$0.00	\$21,648.87	\$0.00	\$0.00	\$0.00	\$0.00	\$0.00	\$0.00	\$0.00	\$0.00	\$0.00	\$21,648.87	\$4,721.20
MOBILIARIO Y EQUIPO EDUCACIONAL Y	\$22,501.21	\$0.00	\$0.00	\$14,501.21	\$0.00	\$0.00	\$0.00	\$0.00	\$0.00	\$0.00	\$0.00	\$0.00	\$0.00	\$14,501.21	\$8,000.00
Equipos y aparatos audiovisuales	\$15,784.81	\$0.00	\$0.00	\$7,784.81	\$0.00	\$0.00	\$0.00	\$0.00	\$0.00	\$0.00	\$0.00	\$0.00	\$0.00	\$7,784.81	\$8,000.00
Equipos y aparatos audiovisuales	\$15,784.81	\$0.00	\$0.00	\$7,784.81	\$0.00	\$0.00	\$0.00	\$0.00	\$0.00	\$0.00	\$0.00	\$0.00	\$0.00	\$7,784.81	\$8,000.00
Cámaras fotográficas y de video	\$6,716.40	\$0.00	\$0.00	\$6,716.40	\$0.00	\$0.00	\$0.00	\$0.00	\$0.00	\$0.00	\$0.00	\$0.00	\$0.00	\$6,716.40	\$0.00
Cámaras fotográficas y de video	\$6,716.40	\$0.00	\$0.00	\$6,716.40	\$0.00	\$0.00	\$0.00	\$0.00	\$0.00	\$0.00	\$0.00	\$0.00	\$0.00	\$6,716.40	\$0.00
PRODEP	\$68,098.34	\$0.00	\$0.00	\$36,324.08	\$0.00	\$0.00	\$9,823.11	\$4,721.20	\$0.00	\$0.00	\$0.00	\$0.00	\$0.00	\$50,868.39	\$17,229.95
Total Final	\$160,925,205.79	\$11,091,696...	\$9,852,896.81	\$9,727,984.77	\$16,056,063...	\$10,930,779...	\$13,861,743...	\$13,533,95...	\$0.00	\$0.00	\$0.00	\$0.00	\$0.00	\$85,055,121.40	\$75,870,084.39




pervisor
tAnalíticoPresupuestoEgresos_FF

Universidad Tecnológica de Chihuahua
Chihuahua


Analítico Mensual de Egresos Pagados por Fuente de Financiamiento al 31/jul/2020
(Cuentas con Movimientos)
(Cifras en pesos y centavos)

Fecha y 17/ago/2020
hora de Impresión 02:06 p.m.


to del Gasto	Presupuesto Vigente	Ene	Feb	Mar	Abr	May	Jun	Jul	Ago	Sep	Oct	Nov	Dic	Total	Diferencia (Vigente - Total)
--------------	------------------------	-----	-----	-----	-----	-----	-----	-----	-----	-----	-----	-----	-----	-------	---------------------------------



MES María Magdalena Campos Quiroz

Rectora


L.C Bertha Elva Antillon Acosta
Jefa de Departamento de Contabilidad



C.P Ricardo Guevara Velázquez
Director de Administración y Finanzas